

# 2025 Weekly Alaska Salmon Harvest Update #9

Harvest Through 8/09/2025 (Statistical Week 32)

(Thousands of fish)

	Sockeye			Pink			Keta			Coho			Chinook*		
	YTD 2024	YTD 2025	YoY	YTD 2023	YTD 2025	YoY	YTD 2024	YTD 2025	YoY	YTD 2024	YTD 2025	YoY	YTD 2024	YTD 2025	YoY
AYK	-	-	-	3	-	-	9	31	+244%	2	17	+750%	-	-	-
Kodiak	864	1,216	+41%	8,366	11,552	+38%	449	661	+47%	13	61	+369%	-	-	-
Chignik	249	787	+216%	484	561	+16%	54	62	+15%	49	23	-53%	3	1	-67%
Alaska Peninsula	2,385	2,565	+8%	4,648	4,161	-10%	576	1,123	+95%	74	152	+105%	7	11	+57%
Bristol Bay	31,175	40,826	+31%	2	-	-	245	511	+109%	18	11	-39%	2	2	0%
Cook Inlet	1,972	4,054	+106%	1,981	143	-93%	68	111	+63%	13	104	+700%	-	-	-
Prince William Sound	3,142	1,214	-61%	37,232	30,430	-18%	1,480	4,539	+207%	3	28	+833%	6	5	-17%
Southeast	575	576	0%	29,586	10,957	-63%	9,208	7,134	-23%	270	420	+56%	136	88	-35%
<b>Statewide</b>	<b>40,362</b>	<b>51,238</b>	<b>+27%</b>	<b>82,302</b>	<b>57,804</b>	<b>-30%</b>	<b>12,089</b>	<b>14,172</b>	<b>+17%</b>	<b>442</b>	<b>816</b>	<b>+85%</b>	<b>154</b>	<b>107</b>	<b>-31%</b>

Note: YTD comparisons are based on statistical weeks. Statistical weeks between years do not align with calendar dates. Data are subject to revision. Prior YTD harvest volume has been updated to reflect 2024 in-season harvest reporting as compiled by McKinley Research Group.

Source: Alaska Department of Fish & Game. \*Chinook figures exclude harvest before week 20.

- Effort through statistical week 32 brought statewide harvest to 124 million fish, 58% of the annual projection.
- Sockeye, keta, and coho harvests have all increased year-over-year (YOY) and appear on pace to reach total annual projections.
- Pink salmon season is approaching the traditional peak, and commercial catch is expected to grow. A total of 14 million fish were harvested in statistical week 32. Total harvest is 30% below 2023 levels, with Southern Southeast seine and Cook Inlet fisheries harvest declining most.
- Coho harvests are up 85% YOY, rebounding from a historically low harvest in 2024. Chignik and Bristol Bay are the only two regions with catch currently below 2024. Coho harvests historically peak in week 35 and catch should grow over the next four weeks.
- Pre-season projections indicated 2025 Chinook harvests would be below 2024. Despite a higher proportion of catch occurring through week 32 this year, commercial harvests of this species so far in 2025 are aligned with this expectation.

## 2025 Harvest vs. Projection

(Thousands of Fish)

	Harvest	Annual Projection	% Realized
Sockeye	51,238	52,932	97%
Pink	57,804	138,382	42%
Keta	14,172	20,818	68%
Coho	816	2,356	35%
Chinook	107	144	74%
<b>Total</b>	<b>124,137</b>	<b>214,632</b>	<b>58%</b>



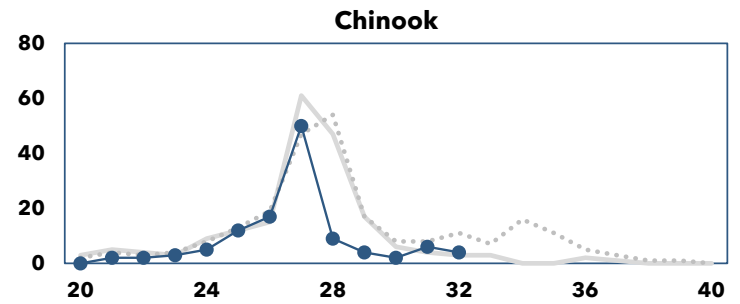
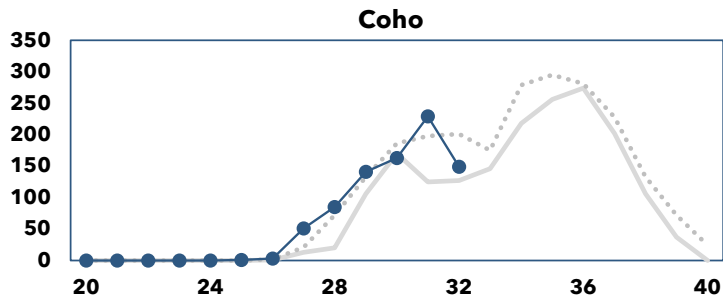
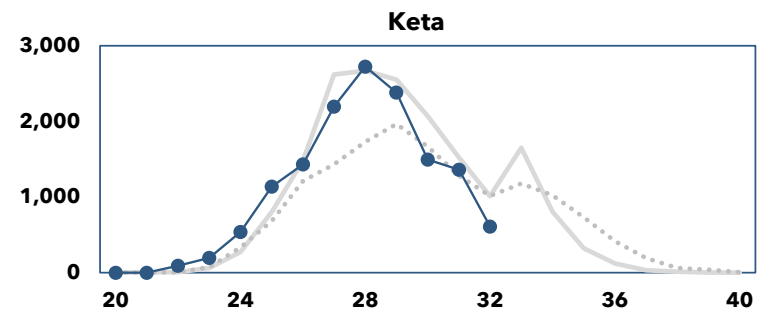
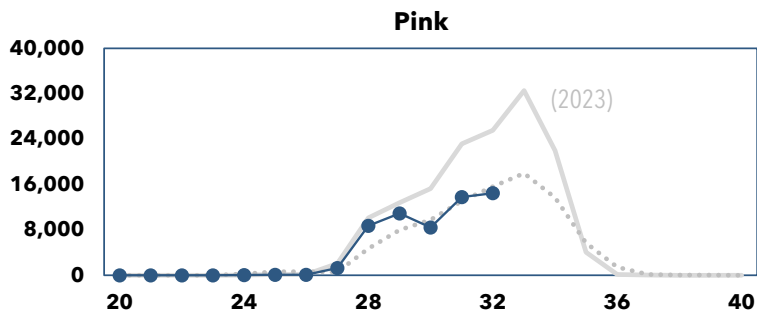
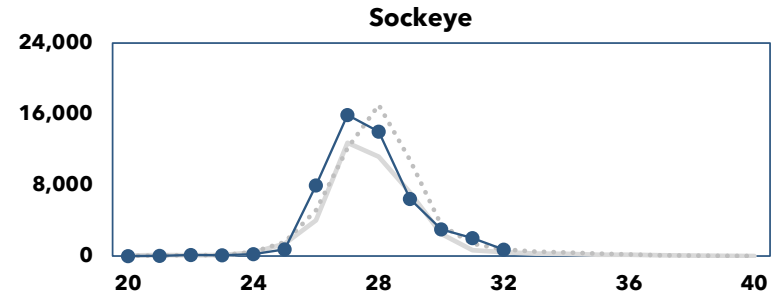
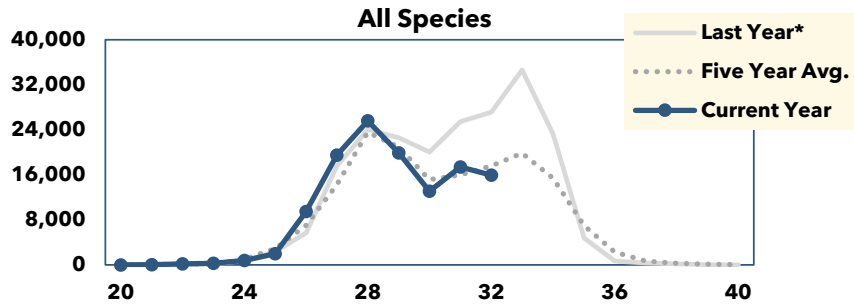
[AlaskaSeafood.org](http://AlaskaSeafood.org)



Formerly McDowell Group

# Salmon Harvest by Statistical Week, 2025

(Thousands of fish per week)



\*Last year uses 2023 pink salmon instead of 2024 (most recent odd-year).

Source: Alaska Department of Fish & Game.

(See ADF&G Blue Sheet page for more about statistical weeks)

Statistical Week	19-22	23-26	27-31	32-35	36-39
Approximate Month	May	June	July	August	September

## 2025 Average Fish Weights

Bristol Bay drift gillnet sockeye: 4.83 lbs.

Northern Southeast fisheries: Chinook 10.7 lbs., coho 5.0 lbs., keta 6.6 lbs., sockeye 4.7 lbs., pink 3.9 lbs.

Southern Southeast fisheries: Chinook 12.2 lbs., coho 5.0 lbs., keta 8.3 lbs., sockeye 5.4 lbs., pink 3.6 lbs.