

2025 Weekly Alaska Salmon Harvest Update #7

Harvest Through 7/26/2025 (Statistical Week 30)

(Thousands of fish)

	Sockeye			Pink			Keta			Coho			Chinook*		
	YTD 2024	YTD 2025	YoY	YTD 2023	YTD 2025	YoY	YTD 2024	YTD 2025	YoY	YTD 2024	YTD 2025	YoY	YTD 2024	YTD 2025	YoY
AYK	-	-	-	3	-	-	5	9	+80%	-	-	-	6	-	-100%
Kodiak	564	693	+23%	2,106	3,381	+61%	425	506	+19%	5	23	+360%	-	-	-
Chignik	199	-	-	215	-	-	114	-	-	36	-	-	59	-	-
Alaska Peninsula	2,272	1,837	-19%	1,748	895	-49%	581	703	+21%	65	76	+17%	9	5	-44%
Bristol Bay	31,345	40,206	+28%	3	-	-	499	457	-8%	7	7	0%	4	2	-50%
Cook Inlet	1,757	3,224	+83%	835	39	-95%	42	90	+114%	11	68	+518%	-	-	-
Prince William Sound	3,180	1,497	-53%	23,830	20,485	-14%	761	3,260	+328%	2	41	+1950%	10	5	-50%
Southeast	419	325	-22%	11,872	2,581	-78%	10,197	4,768	-53%	184	135	-27%	144	83	-42%
Statewide	39,736	47,782	+20%	40,612	27,381	-33%	12,624	9,793	-22%	310	350	+13%	232	95	-59%

Note: YTD comparisons are based on statistical weeks. Statistical weeks between years do not align with calendar dates. Data are subject to revision.

Source: Alaska Department of Fish & Game. *Chinook figures exclude harvest before week 20.

- Statewide salmon harvest surpassed 85 million fish or 40% of the annual projection. Consistent with run timing by species, sockeye harvest accounts for the highest share of harvest to date.
- Sockeye harvests have reached 90% of the annual projection, with most coming from Bristol Bay. Over 47 million sockeye have been harvested this season, and annual harvest is expected to meet the pre-season annual projection of 53 million fish by season close.
- Unlike sockeye, which typically peaks near the beginning of July, pink salmon harvest tends to peak in mid-August. While early season harvest of this species is currently below 2023 levels, harvest has only reached 20% of the annual projection and the next several weeks will be important in gauging the trajectory of this fishery in 2025.
- Southeast is historically the largest keta fishery by volume. Through this week, regional harvest was 53% below 2024, bringing statewide keta harvest down to just 9 million.
- Southeast Chinook harvest data has been revised due to timing of fish data collection following the closure on July 4th.

2025 Harvest vs. Projection

(Thousands of Fish)

	Harvest	Annual Projection	% Realized
Sockeye	47,782	52,932	90%
Pink	27,381	138,382	20%
Keta	9,793	20,818	47%
Coho	350	2,356	15%
Chinook	95	144	66%
Total	85,401	214,632	40%



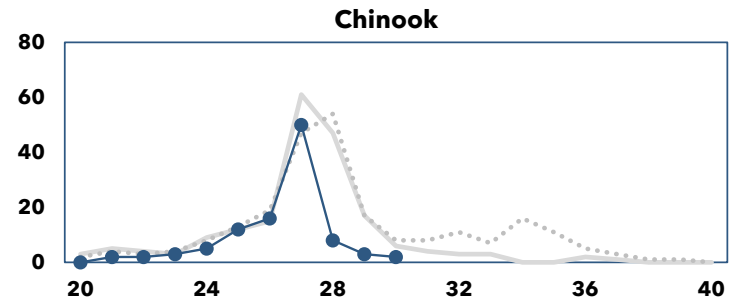
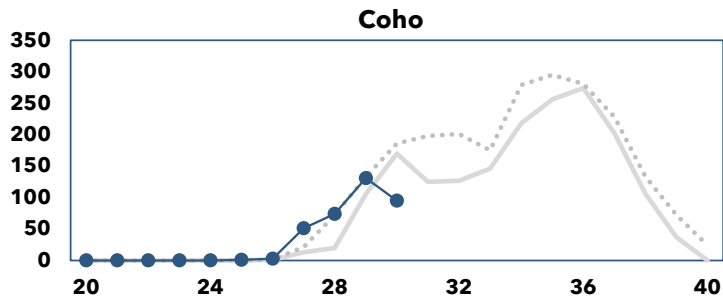
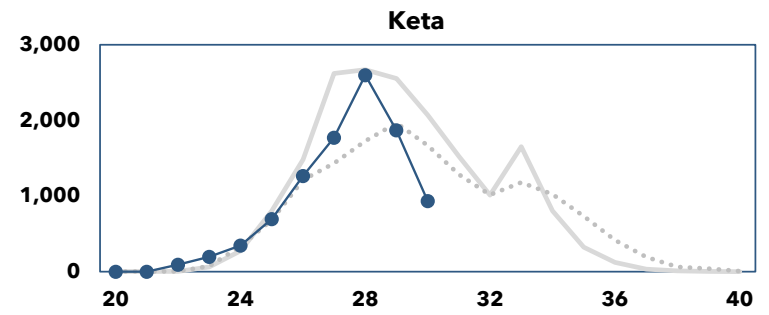
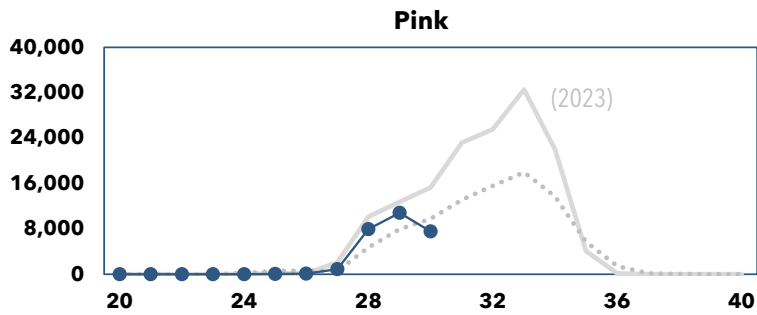
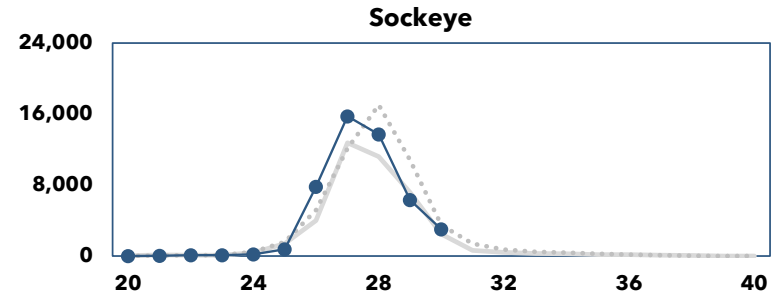
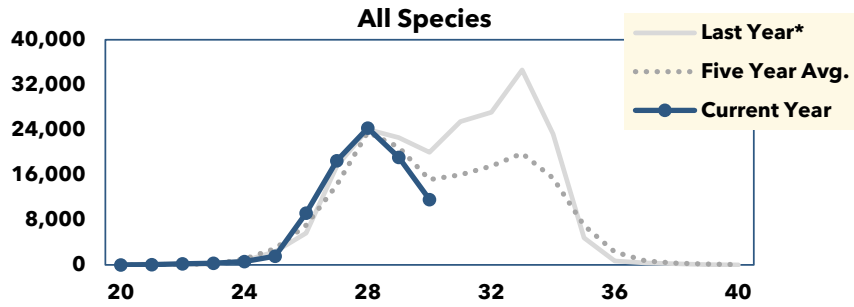
AlaskaSeafood.org



Formerly McDowell Group

Salmon Harvest by Statistical Week, 2025

(Thousands of fish per week)



*Last year uses 2023 pink salmon instead of 2024 (most recent odd-year).

Source: Alaska Department of Fish & Game.

(See ADF&G Blue Sheet page for more about statistical weeks)

Statistical Week	19-22	23-26	27-31	32-35	36-39
Approximate Month	May	June	July	August	September

2025 Average Fish Weights

Bristol Bay drift gillnet sockeye: 4.83 pounds

Southeast fisheries: Chinook 11.3 lbs., coho 5.0 lbs., keta 7.3 lbs., sockeye 5.0 lbs., pink 3.7lbs.