

2025 Weekly Alaska Salmon Harvest Update #5

Harvest Through 7/12/2025 (Statistical Week 28)

(Thousands of fish)

	Sockeye			Pink			Keta			Coho			Chinook*		
	YTD 2024	YTD 2025	YoY	YTD 2023	YTD 2025	YoY	YTD 2024	YTD 2025	YoY	YTD 2024	YTD 2025	YoY	YTD 2024	YTD 2025	YoY
AYK	-	-	-	3	-	-	1	5	+400%	-	-	-	-	-	-
Kodiak	303	310	+2%	767	771	+1%	344	312	-9%	2	10	+400%	-	-	-
Chignik	78	-	-	28	-	-	55	-	-	4	-	-	-	-	-
Alaska Peninsula	1,882	1,321	-30%	457	335	-27%	478	376	-21%	4	27	+575%	4	3	-25%
Bristol Bay	24,449	35,243	+44%	1	-	-	369	428	+16%	-	6	-	4	2	-50%
Cook Inlet	258	565	+119%	54	11	-80%	2	28	+1300%	-	9	-	-	-	-
Prince William Sound	2,947	879	-70%	9,943	6,476	-35%	634	2,864	+352%	-	7	-	10	5	-50%
Southeast	169	58	-66%	1,293	292	-77%	6,085	1,756	-71%	23	2	-91%	138	28	-80%
Statewide	30,086	38,376	+28%	12,546	7,885	-37%	7,968	5,769	-28%	33	61	+85%	156	38	-76%

Note: YTD comparisons are based on statistical weeks. Statistical weeks between years do not align with calendar dates. Data are subject to revision.
 Source: Alaska Department of Fish & Game . *Chinook figures exclude harvest before week 20.

- Statewide salmon harvest has surpassed 52 million total fish or 24% of the annual projection. Sockeye and pink harvest are key drivers of increased statewide salmon harvest this year as compared to 2024.
- Bristol Bay sockeye harvest accounts for about two-thirds of total harvest thus far and has accounted for an increase in statewide salmon harvest as compared to 2024. As in 2024, the Bristol Bay sockeye harvest peaked this year in statistical week 27. Harvest remained strong in week 28, with over 12.6 million sockeye harvested.
- While Prince William Sound represents 82% of total pink salmon supply to-date, region harvests are 35% below 2023 levels.
- Chinook harvests plateaued largely due to closure of the Southeast troll fishery on July 4. Harvest of this species typically peaks in week 28 but will likely expand slowly throughout the remainder of the season given the closure.

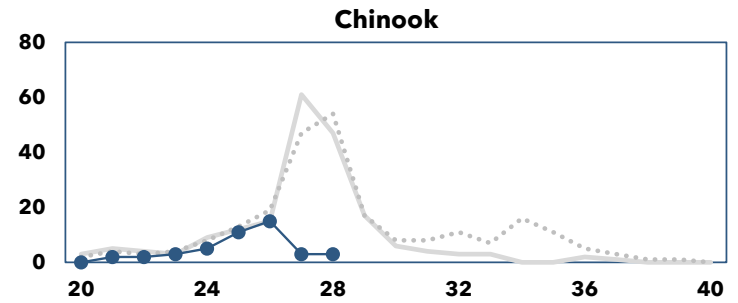
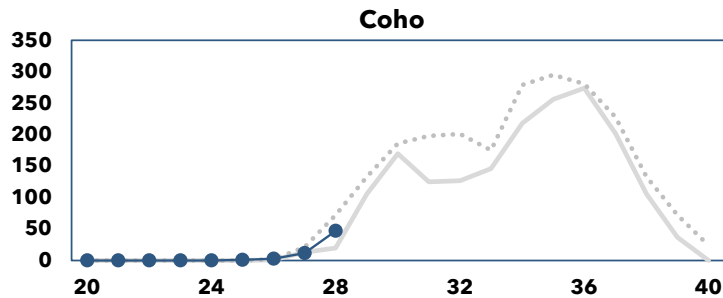
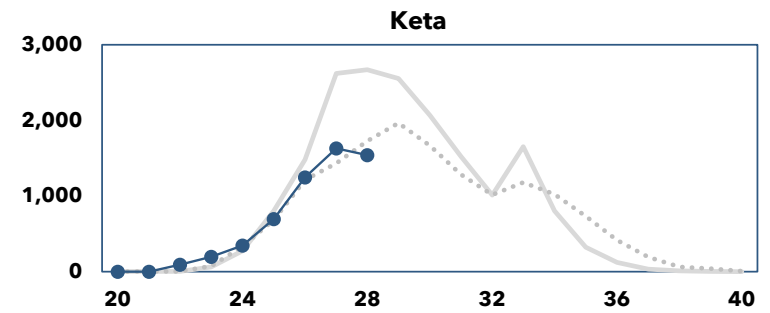
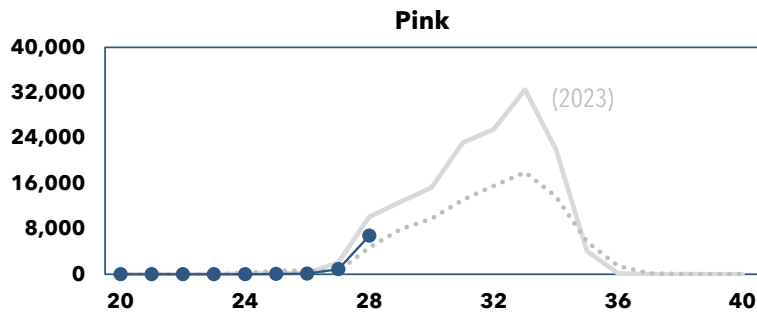
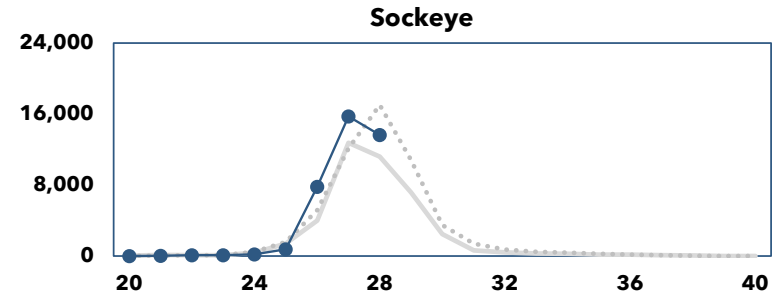
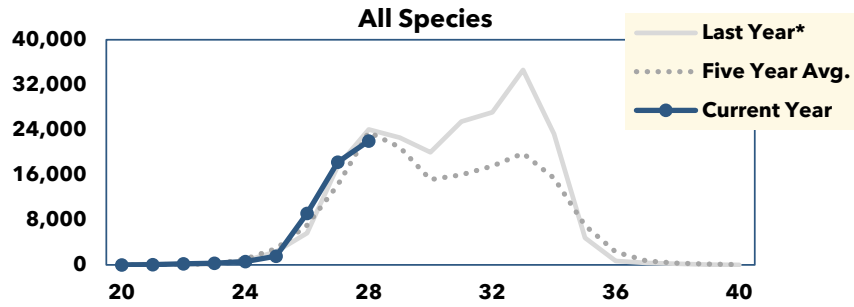
2025 Harvest vs. Projection (Thousands of Fish)

	Harvest	Annual Projection	% Realized
Sockeye	38,376	52,932	73%
Pink	7,885	138,382	6%
Keta	5,769	20,818	28%
Coho	61	2,356	3%
Chinook	38	144	26%
Total	52,129	214,632	24%



Salmon Harvest by Statistical Week, 2025

(Thousands of fish per week)



*Last year uses 2023 pink salmon instead of 2024 (most recent odd-year).

Source: Alaska Department of Fish & Game.

(See ADF&G Blue Sheet page for more about statistical weeks)

Statistical Week	19-22	23-26	27-31	32-35	36-39
Approximate Month	May	June	July	August	September

2025 Average Fish Weights

Harvests are reported in-season as fish counts. Fish counts and average fish weight both factor into harvest volume. See this space later in the season for information about average weights in key fisheries as data become available.