

2024 Weekly Alaska Salmon Harvest Update #7

Harvest Through 8/3/2024 (Statistical Week 31)

(Thousands of fish)

	Sockeye			Pink			Keta			Coho			Chinook*		
	YTD 2023	YTD 2024	YoY	YTD 2022	YTD 2024	YoY	YTD 2023	YTD 2024	YoY	YTD 2023	YTD 2024	YoY	YTD 2023	YTD 2024	YoY
AYK	-	-	-	87	3	-97%	87	7	-92%	-	-	-	-	-	N/A
Kodiak	1,203	735	-39%	2,739	769	-72%	655	437	-33%	79	7	-91%	9	-	N/A
Chignik	892	179	-80%	251	96	-62%	58	27	-53%	32	21	-34%	1	3	+200%
Alaska Peninsula	2,521	2,317	-8%	2,311	1,030	-55%	781	559	-28%	115	71	-38%	6	7	+17%
Bristol Bay	40,392	31,078	-23%	3	37	N/A	337	244	-28%	9	7	-22%	9	2	-78%
Cook Inlet	1,844	1,961	+6%	277	43	-84%	130	67	-48%	63	11	-83%	6	-	N/A
Prince William Sound	1,974	3,139	+59%	24,089	6,466	-73%	4,834	1,478	-69%	12	3	-75%	7	6	-14%
Southeast	669	414	-38%	4,894	4,223	-14%	10,382	7,953	-23%	539	169	-69%	154	130	-16%
Statewide	49,495	39,823	-20%	34,651	12,667	-63%	17,264	10,772	-38%	849	289	-66%	192	148	-23%

Note: YTD comparisons are based on statistical weeks. Statistical weeks between years do not align with calendar dates. Data are subject to revision.

Source: Alaska Department of Fish & Game . *Chinook figures exclude harvest before week 20.

- Alaska salmon harvests continue to track well behind last year for all species, but especially pinks (compared to 2022), coho, and keta.
- Salmon fishing has also been slow across the Bering Sea in Russia, according to trade publications. This represents a large drop from 2023, which was the second largest Russian salmon harvest on record.
- Alaska's pink salmon harvest is down 63% from 2022, including a 73% drop in Prince William Sound, a key pink harvesting region. The Alaska Department of Fish and Game has attributed the low pink harvest in Prince William Sound to both smaller salmon runs and fewer boats participating in the fishery.
- As sockeye salmon season wraps up around the state, harvest is down year over year for all regions except Prince William Sound (+59%) and Cook Inlet (+6%). This year's Cook Inlet harvest of 1.96 million sockeye salmon is the highest for the region since 2019.

2024 Harvest vs. Projection

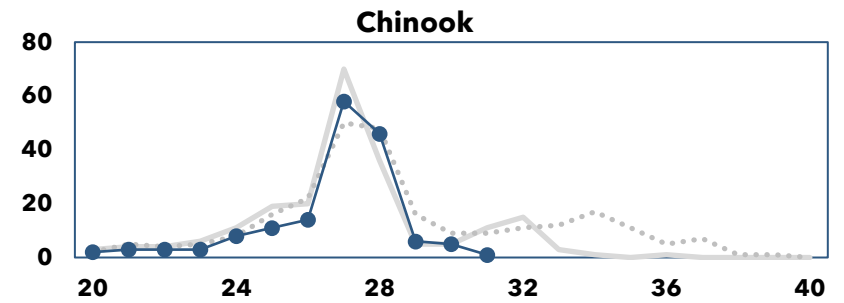
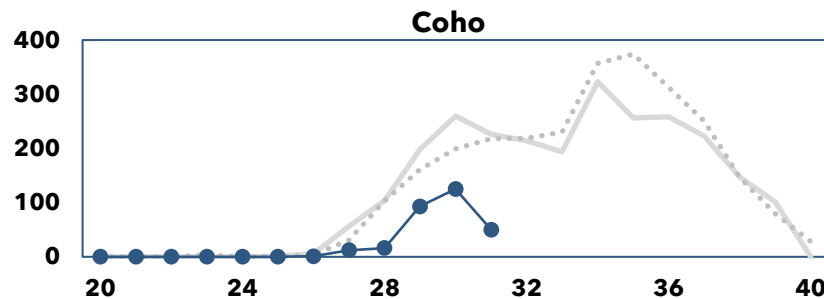
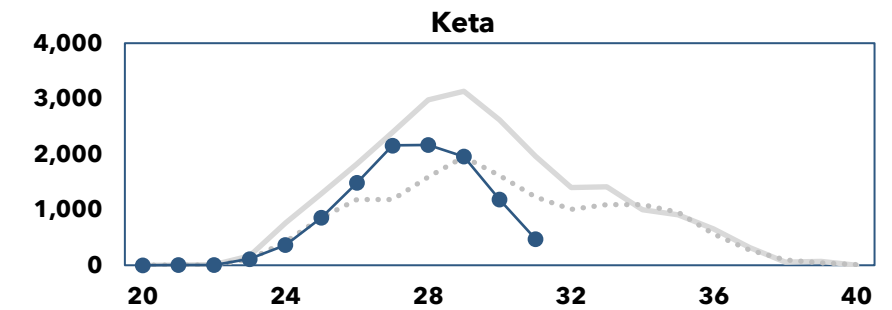
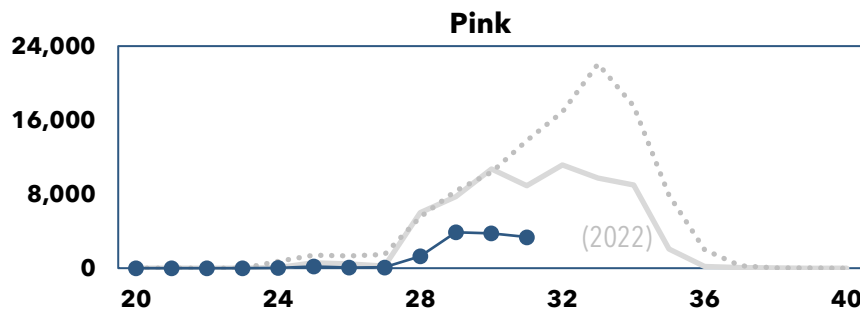
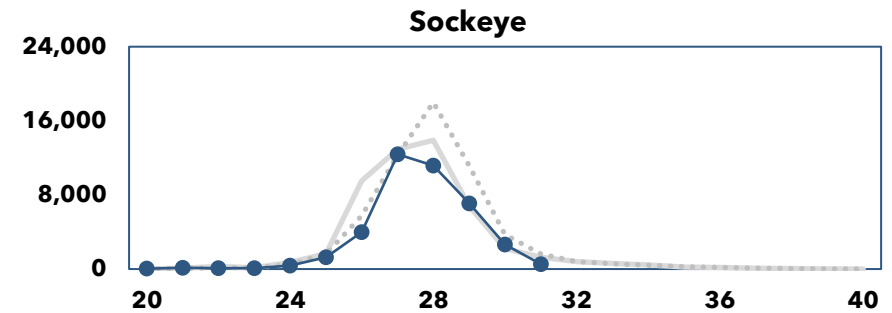
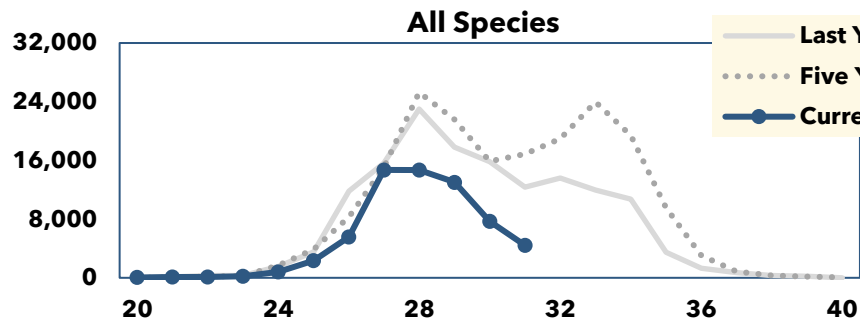
(Thousands of Fish)

	Harvest	Projection	% Realized
Sockeye	39,823	39,492	101%
Pink	12,667	69,082	18%
Keta	10,772	24,291	44%
Coho	289	2,644	11%
Chinook	148	233	64%
Total	63,699	135,573	47%



Salmon Harvest by Statistical Week, 2024

(Thousands of fish per week)



*Last year uses 2022 pink salmon instead of 2023 (most recent even-year).

Source: Alaska Department of Fish & Game.

(See ADF&G Blue Sheet page for more about statistical weeks)

Statistical Week	19-22	23-26	27-31	32-35	36-39
Approximate Month	May	June	July	August	September

2024 Average Fish Weights

Bristol Bay drift gillnet sockeye: 4.2 pounds

Southeast troll fisheries: Chinook 10.9 lbs., coho 4.9 lbs., keta 9.1 lbs.

Taku Inlet/Stephens Passage/Port Snettisham (Southeast) drift gillnet: keta 6.0 lbs

Prince William Sound purse seine hatchery cost recovery fishery: pink 3.5 lbs.