

2024 Weekly Alaska Salmon Harvest Update #6

Harvest Through 7/27/2024 (Statistical Week 30)

(Thousands of fish)

	Sockeye			Pink			Keta			Coho			Chinook*		
	YTD 2023	YTD 2024	YoY	YTD 2022	YTD 2024	YoY	YTD 2023	YTD 2024	YoY	YTD 2023	YTD 2024	YoY	YTD 2023	YTD 2024	YoY
AYK	-	-	-	81	3	-96%	48	5	-90%	-	-	-	-	-	N/A
Kodiak	1,035	598	-42%	1,103	221	-80%	568	418	-26%	62	5	-92%	8	-	N/A
Chignik	781	179	-77%	51	96	+88%	35	27	-23%	23	21	-9%	-	3	-
Alaska Peninsula	2,378	2,293	-4%	1,505	614	-59%	710	538	-24%	105	57	-46%	5	7	+40%
Bristol Bay	39,982	30,853	-23%	3	13	+333%	329	240	-27%	8	4	-50%	9	2	-78%
Cook Inlet	1,640	1,869	+14%	106	36	-66%	92	61	-34%	37	10	-73%	6	-	N/A
Prince William Sound	1,959	3,127	+60%	21,217	5,640	-73%	4,649	1,467	-68%	9	2	-78%	7	6	-14%
Southeast	458	277	-40%	1,714	1,801	+5%	8,859	6,810	-23%	379	76	-80%	146	126	-14%
Statewide	48,233	39,196	-19%	25,780	8,424	-67%	15,290	9,566	-37%	623	175	-72%	181	144	-20%

Note: YTD comparisons are based on statistical weeks. Statistical weeks between years do not align with calendar dates. Data are subject to revision.

Source: Alaska Department of Fish & Game . *Chinook figures exclude harvest before week 20.

- Through the approximate midpoint of the Alaska commercial salmon season for all species, about 42% of the preseason projected harvest of 136 million salmon have been harvested, including 99% of the forecasted sockeye salmon harvest.
- The Bristol Bay sockeye harvest of more than 30.9 million fish has exceeded the preseason projection but is down 23% from 2023. Bristol Bay sockeye have averaged 4.21 pounds, according to the Alaska Department of Fish and Game (ADF&G), surpassing 2021 as the smallest on record.
- Pink salmon harvests continue to lag harvests from 2022, the previous even-numbered year, especially in Prince William Sound, a key pink salmon region where the harvest is down by 73%.
- Keta harvests are also down year-to-date across Alaska fishing regions, although after a recent ADF&G revision to previous-week data, 2024 keta harvest is now 7% higher than the five-year average keta harvest.

2024 Harvest vs. Projection

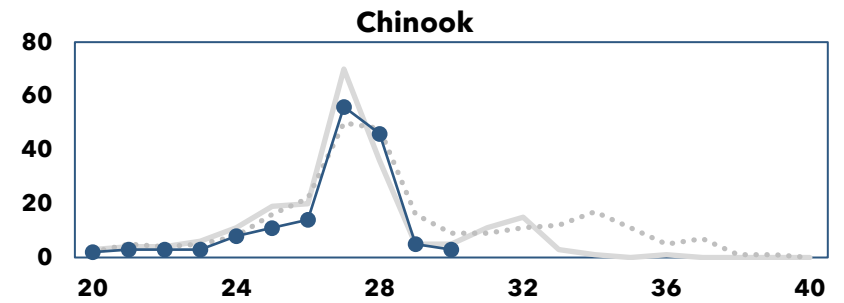
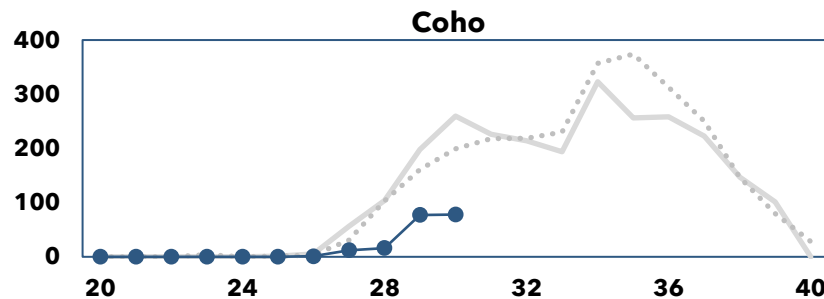
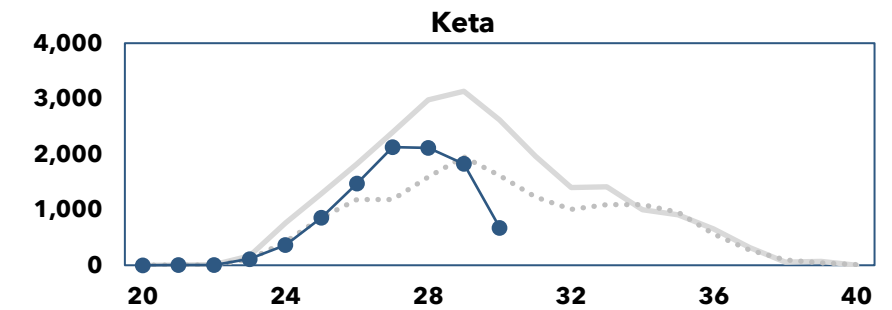
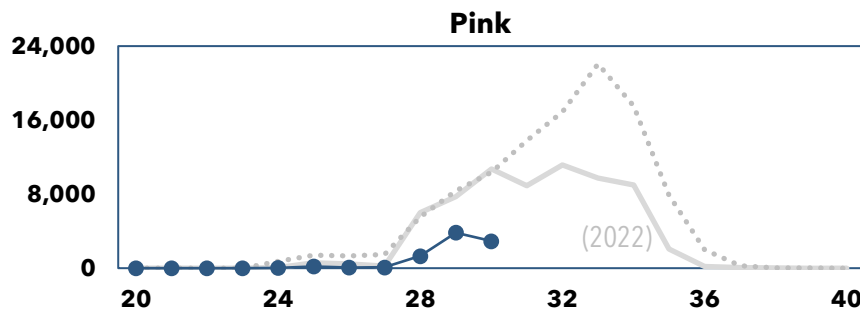
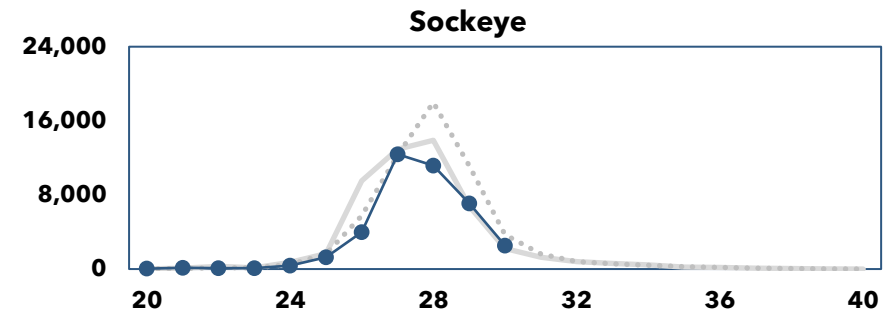
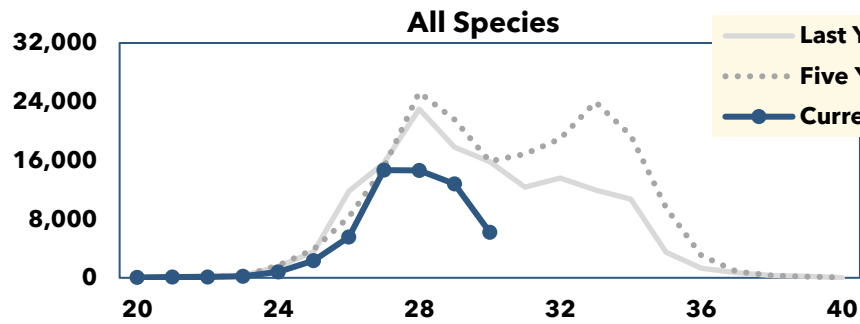
(Thousands of Fish)

	Harvest	Projection	% Realized
Sockeye	39,196	39,492	99%
Pink	8,424	69,082	12%
Keta	9,566	24,291	39%
Coho	175	2,644	7%
Chinook	144	233	62%
Total	57,505	135,573	42%



Salmon Harvest by Statistical Week, 2024

(Thousands of fish per week)



*Last year uses 2022 pink salmon instead of 2023 (most recent even-year).

Source: Alaska Department of Fish & Game.

(See ADF&G Blue Sheet page for more about statistical weeks)

Statistical Week	19-22	23-26	27-31	32-35	36-39
Approximate Month	May	June	July	August	September

2024 Average Fish Weights

Bristol Bay drift gillnet sockeye: 4.2 pounds

Southeast troll fisheries: Chinook 10.9 lbs., coho 4.9 lbs., keta 9.1 lbs.

Southeast purse seine hatchery (Taku Inlet) cost recovery fishery: keta 6.4 lbs

Prince William Sound purse seine hatchery cost recovery fishery: pink 3.5 lbs.