

2023 Weekly Alaska Salmon Harvest Update #2

Harvest Through 6/24/2023 (Statistical Week 25)

(Estimated ex-vessel metric tons)

	Sockeye			Pink			Keta			Coho			Chinook**		
	YTD 2022	YTD 2023	YoY	YTD 2021	YTD 2023	YoY	YTD 2022	YTD 2023	YoY	YTD 2022	YTD 2023	YoY	YTD 2022	YTD 2023	YoY
AYK	-	-	-	-	-	-	-	-	-	-	-	-	-	-	-
Kodiak	539	382	-29%	14	42	+200%	142	185	+30%	-	-	-	-	2	-
Chignik	-	-	-	-	-	-	-	-	-	-	-	-	-	-	-
Alaska Peninsula	5,240	1,966	-62%	2,667	180	-93%	624	405	-35%	-	-	-	6	10	+67%
Bristol Bay	326	1,890	+480%	-	-	-	-	2	-	-	-	-	-	-	-
Cook Inlet	167	254	+52%	-	-	-	-	-	-	-	-	-	-	-	-
Prince William Sound	1,422	2,046	+44%	-	22	-	1,424	4,980	+250%	-	-	-	55	43	-22%
Southeast	-	10	-	-	1	-	-	190	-	-	-	-	56	67	+20%
Other*	46	2	-96%	6	-	-	13	-	-100%	-	-	-	74	-	-
Statewide	7,740	6,550	-15%	2,687	245	-91%	2,203	5,762	+162%	0	0	-	191	122	-36%

Note: YTD comparisons are based on statistical weeks. Statistical weeks between years do not align with calendar dates. Metric ton estimates are based on fish counts and average weight estimates. Data are subject to revision.

Source: Alaska Department of Fish & Game *Region information data suppressed by ADF&G for harvester or processor confidentiality. **Chinook figures exclude harvest before week 20.

The overall Alaska commercial salmon harvest is in line with 2022, with some variation among species. Early season keta harvest volumes are up (+162%), while early sockeye and Chinook harvests are down through the end of Statistical Week 25 (which ended June 24 this year, but was June 18 in 2022). Pink salmon harvests are just starting to come in and the first expected coho harvests are still weeks away.

Early season keta harvest was driven by the Prince William Sound region, where the harvest is up 250% from 2022. The keta harvest is down 35% in the Alaska Peninsula. While the statewide keta catch is up, it is in line with the five-year average. For sockeye salmon, the Alaska Peninsula catch is down 62% from 2022, bringing the overall species year-over-year trend to -15%. Much more will be known about Alaska's sockeye salmon harvest in the next few weeks as Bristol Bay fishing ramps up.

Last week the 9th Circuit U.S. Court of Appeals halted implementation of a lower court order in a lawsuit by Wild Fish Conservancy that would have prevented the Southeast summer Chinook troll fishery from opening on July 1. The summer troll fishery will now proceed as normal. The statewide Chinook projection has been raised by 100,000 fish to 242,000 fish, accordingly.

2023 Harvest vs. Projection (Thousands of Fish)

	Harvest	Projection	% Realized
Sockeye	2,789	48,188	6%
Pink	178	122,213	<1%
Keta	1,977	16,004	12%
Coho	0	2,960	0%
Chinook	24	242	10%
Total	4,968	189,607	3%

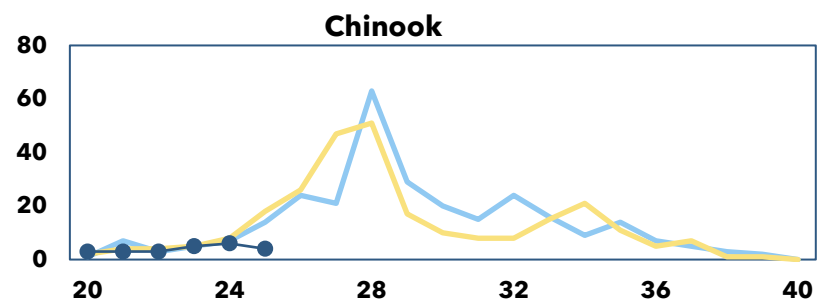
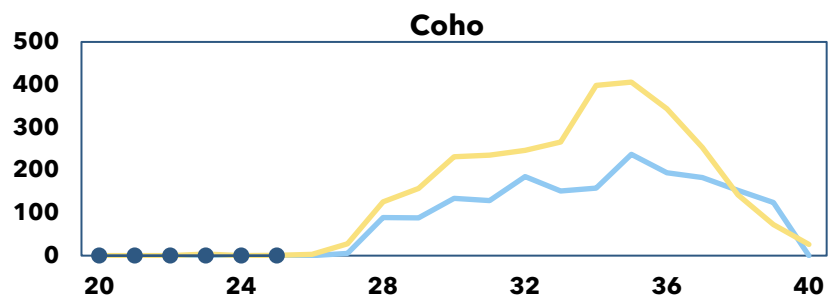
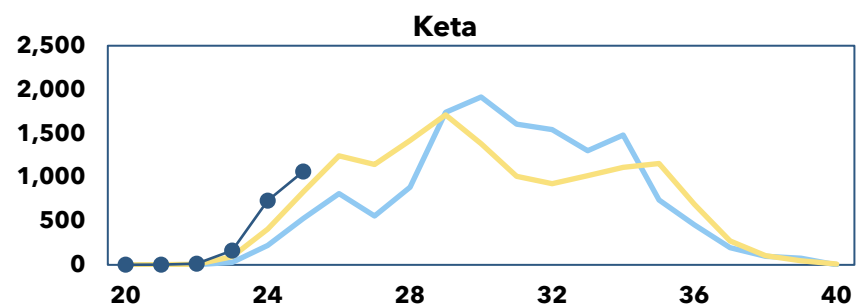
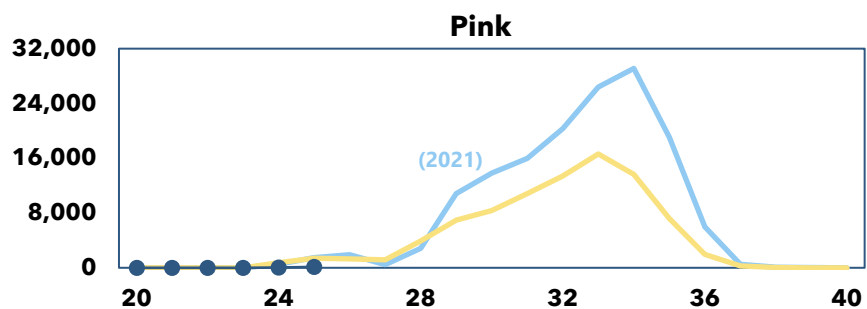
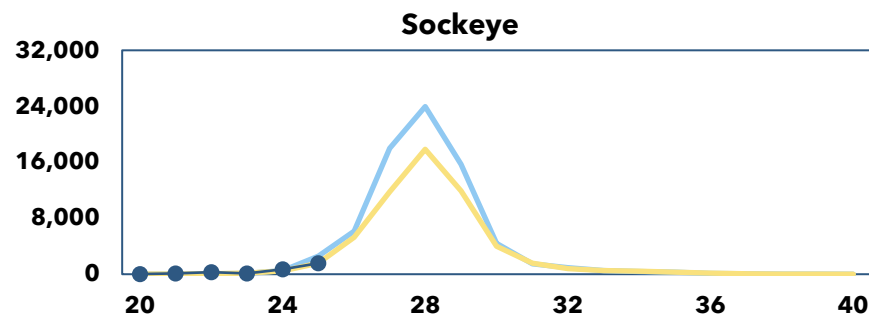
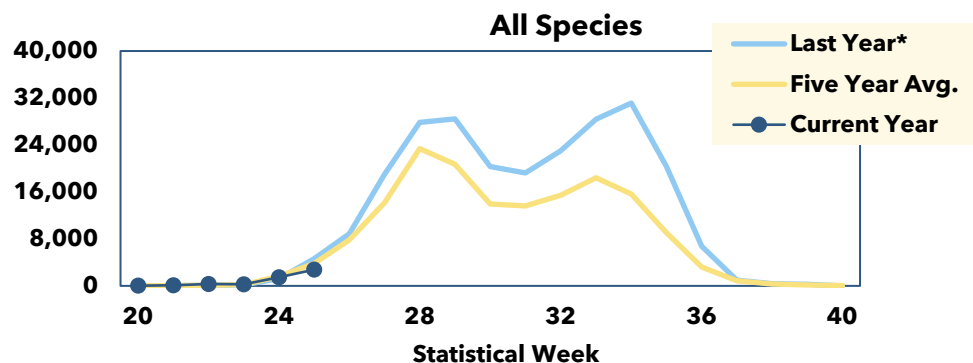


Formerly McDowell Group

Where to buy Alaska seafood: alaskaseafood.org

Salmon Harvest by Statistical Week, 2023

(Thousands of fish per week)



*Last year uses 2021 pink salmon instead of 2022 (most recent odd-year).

Source: Alaska Department of Fish & Game. (See ADF&G Blue Sheet page for more about statistical weeks)

Statistical Week	19-22	23-26	28-30	31-35	36-39
Approximate Month	May	June	July	August	September