

2022 Weekly Alaska Salmon Harvest Update #8

Harvest Through Statistical Week 31 (7/23/2022)

(Thousand Fish)

	Sockeye			Pink			Keta			Coho			Chinook		
	YTD 2021	YTD 2022	YoY	YTD 2020	YTD 2022	YoY	YTD 2021	YTD 2022	YoY	YTD 2021	YTD 2022	YoY	YTD 2021*	YTD 2022*	YoY
AYK	-	-	-	5	-	-100%	27	-	-100%	-	-	-	-	-	-
Kodiak	2,090	1,540	-26%	5,752	2,523	-56%	301	392	30%	33	8	-76%	7	6	-14%
Chignik	1	-	-100%	-	-	-	13	-	-100%	-	-	-	-	-	-
Alaska Peninsula	7,009	7,821	12%	3,393	1,992	-41%	2,142	703	-67%	124	18	-85%	10	10	0%
Bristol Bay	41,753	59,086	42%	20	27	35%	155	370	139%	9	3	-67%	4	3	-25%
Cook Inlet	1,296	1,219	-6%	1,329	156	-88%	67	91	36%	72	33	-54%	-	-	-
Prince William Sound	1,112	1,539	38%	12,201	23,995	97%	2,078	2,647	27%	3	2	-33%	8	10	25%
Southeast	315	300	-5%	2,525	1,955	-23%	2,714	2,729	1%	460	237	-48%	116	128	10%
Statewide	53,949	71,505	33%	25,671	30,648	19%	7,689	6,935	-10%	782	306	-61%	173	164	-5%

Note: Data is subject to revision. Regional totals do not sum to statewide total due to data suppression for confidentiality. *Chinook figures exclude harvest before week 20.

Source: Alaska Department of Fish & Game.

The number of salmon harvested last week (through July 30) dropped by more than half from the previous week to the slowest week of salmon fishing since mid-June. While the weekly harvest trailed year-to-date benchmarks, the cumulative harvest is still up 24% from 2021 (2020 for pinks) because of the strength of harvests on previous weeks.

Total harvest counts last week were slow because of unseasonably low pink, keta, and coho salmon catch numbers, as well as the usual late-July drop-off in sockeye salmon fishing.

Pink salmon harvests usually peak in early to mid-August. This year's harvest had been following the trajectory of the five-year-average before falling below the baseline last week. Pink harvests remain strong compared to recent averages in Prince William Sound (in particular the seine fishery), but all the state's other main pink salmon fishing areas are behind 2020 levels. More than two-thirds of the pink salmon harvested in Alaska this year have been in Prince William Sound.

2022 Harvest v. Projection

(Thousand Fish)

	Harvest	Projection	% Realized
Sockeye	71,505	74,012	97%
Pink	30,648	67,225	46%
Keta	6,935	15,417	45%
Coho	306	3,588	9%
Chinook	164	310	53%
Total	109,558	160,552	68%



Alaska Seafood Marketing Institute

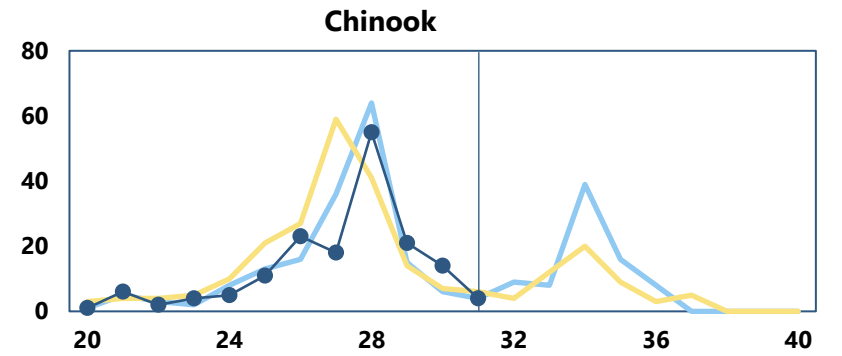
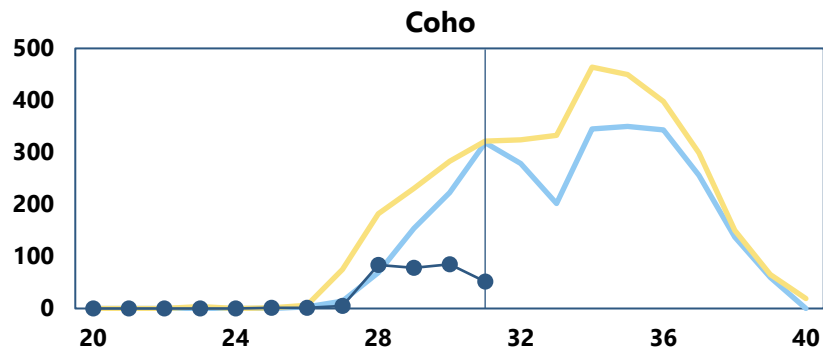
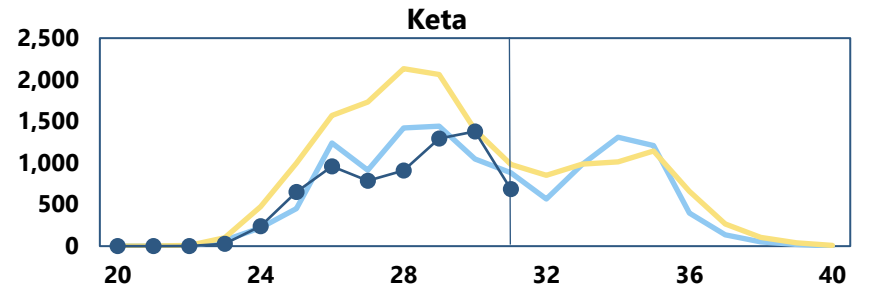
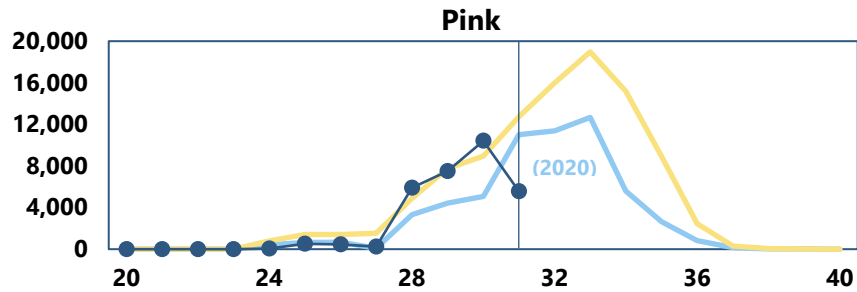
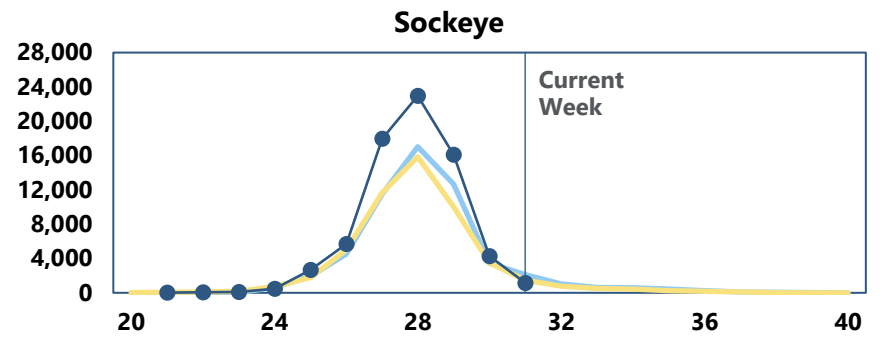
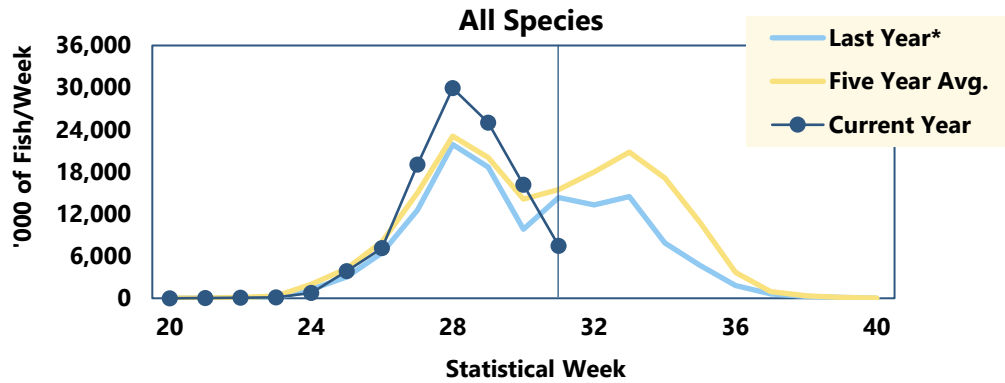


Formerly McDowell Group

More Alaska Seafood resources (click for link): alaskaseafood.org

Salmon Harvest by Statistical Week, 2022

(Thousands of Fish per Week)



*Last year uses 2020 pink salmon instead of 2021 (most recent even-year).

Source: Alaska Department of Fish & Game.

Statistical Week	19-22	23-27	28-31	32-35	36-40
Approximate Mth.	May	June	July	August	Sept.