

# 2022 Weekly Alaska Salmon Harvest Update #7

Harvest Through Statistical Week 30 (7/23/2022)

(Thousand Fish)

	Sockeye			Pink			Keta			Coho			Chinook		
	YTD 2021	YTD 2022	YoY	YTD 2020	YTD 2022	YoY	YTD 2021	YTD 2022	YoY	YTD 2021	YTD 2022	YoY	YTD 2021*	YTD 2022*	YoY
AYK	0	0	-	5	0	-100%	16	0	-100%	0	0	-	0	0	-
Kodiak	1,527	1,370	-10%	1,643	982	-40%	251	327	30%	18	4	-78%	7	6	-14%
Chignik	-	-	-	-	-	-	-	-	-	-	-	-	-	-	-
Alaska Peninsula	6,472	7,690	19%	2,280	1,461	-36%	2,079	669	-68%	77	10	-87%	9	9	0%
Bristol Bay	41,152	58,443	42%	3	4	33%	147	368	150%	0	0	-	4	3	-25%
Cook Inlet	1,145	1,119	-2%	506	67	-87%	41	38	-7%	33	11	-67%	0	0	-
Prince William Sound	1,059	1,513	43%	8,715	21,138	143%	2,038	2,583	27%	3	2	-33%	8	10	25%
Southeast	134	212	58%	1,177	1,252	6%	1,794	2,008	12%	278	166	-40%	115	112	-3%
<b>Statewide</b>	<b>51,827</b>	<b>70,349</b>	<b>36%</b>	<b>14,656</b>	<b>24,905</b>	<b>70%</b>	<b>6,808</b>	<b>5,993</b>	<b>-12%</b>	<b>463</b>	<b>196</b>	<b>-58%</b>	<b>169</b>	<b>146</b>	<b>-14%</b>

Note: Data is subject to revision. Regional totals do not sum to statewide total due to data suppression for confidentiality. \*Chinook figures exclude harvest before week 20.

Source: Alaska Department of Fish & Game.

Statewide salmon harvest numbers in 2022 are now 36% higher than 2021 to-date (2020 for pinks).

Almost two-thirds of the Alaska Department of Fish & Game projected total salmon harvest of 160.5 million fish have now been caught, including 95% of the projected sockeye harvest. Sockeye harvests have been record breaking in Bristol Bay but also strong compared to last year in most other parts of the state.

Keta and pink salmon make up the bulk of the remaining salmon harvests. Pink salmon harvests are up 70% compared to this week in 2020 due to a couple weeks of great fishing Prince William Sound. Overall, 37% of the expected pink harvests have come in and there are a couple weeks until the traditional peak.

In contrast, keta and Chinook salmon harvests are down year-to-date, 12% and 14% respectively. These percentages have improved significantly from last week's update, due primarily to data revisions that add harvests to prior weeks. Coho continue to be well short of expectations, with harvests down 58% year to date -- though there is still time for a recovery.

More Alaska Seafood resources (click for link): [alaskaseafood.org](http://alaskaseafood.org)

## 2022 Harvest v. Projection

(Thousand Fish)

	Harvest	Projection	% Realized
Sockeye	70,349	74,012	95%
Pink	24,905	67,225	37%
Keta	5,993	15,417	39%
Coho	196	3,588	5%
Chinook	146	310	47%
<b>Total</b>	<b>101,589</b>	<b>160,552</b>	<b>63%</b>



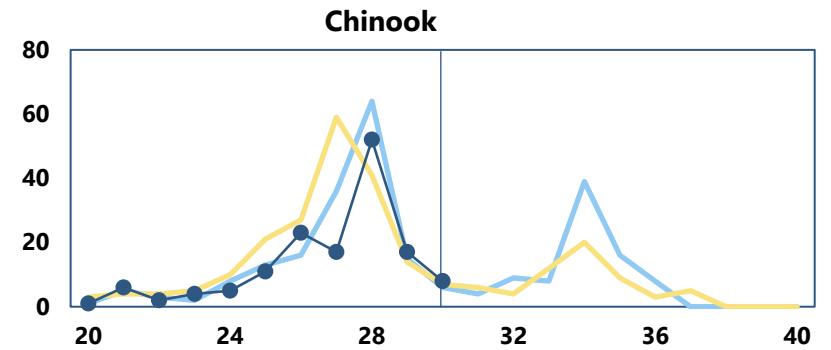
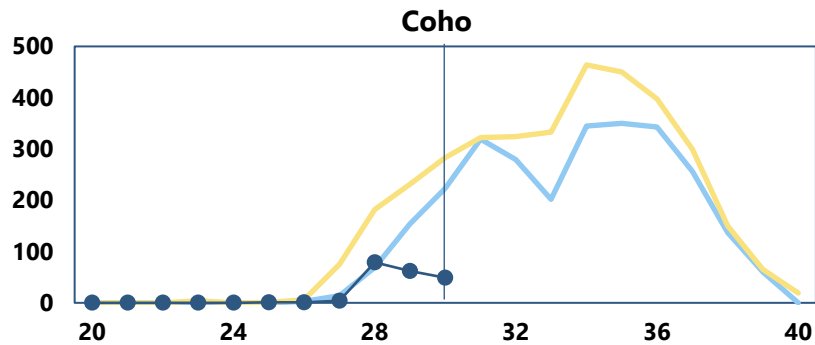
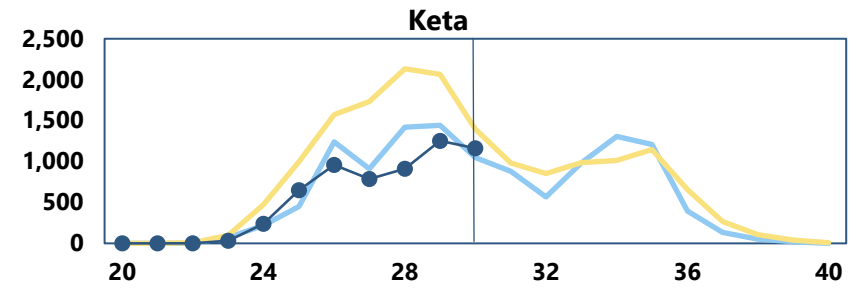
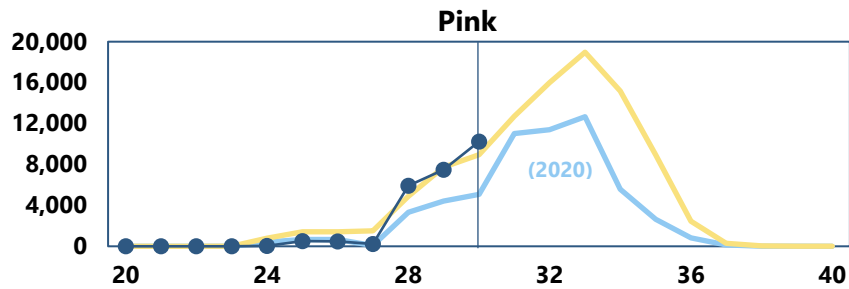
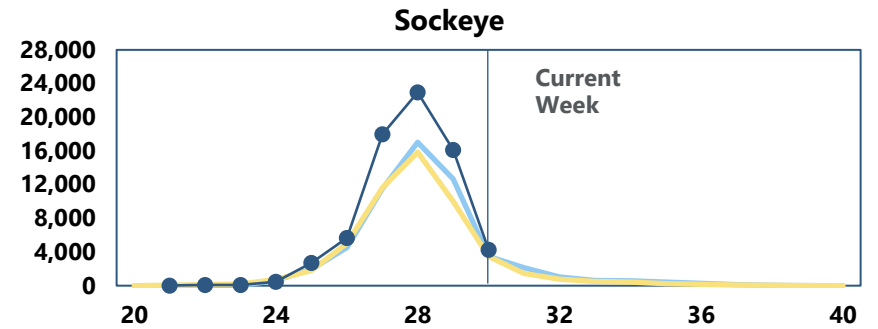
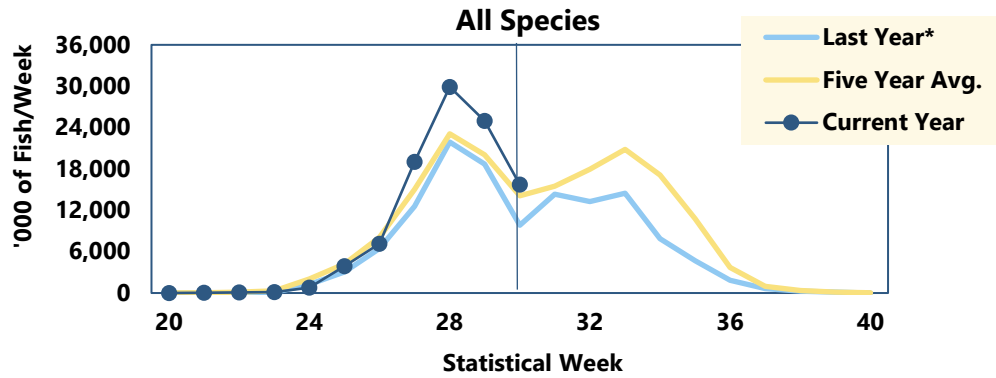
Alaska Seafood Marketing Institute



Formerly McDowell Group

# Salmon Harvest by Statistical Week, 2022

(Thousands of Fish per Week)



\*Last year uses 2020 pink salmon instead of 2021 (most recent even-year).

Source: Alaska Department of Fish & Game.

Statistical Week	19-22	23-27	28-31	32-35	36-40
Approximate Mth.	May	June	July	August	Sept.