

2022 Weekly Alaska Salmon Harvest Update #6

Harvest Through Statistical Week 29 (7/16/2022)

(Thousand Fish)

	Sockeye			Pink			Keta			Coho			Chinook		
	YTD 2021	YTD 2022	YoY	YTD 2020	YTD 2022	YoY	YTD 2021	YTD 2022	YoY	YTD 2021	YTD 2022	YoY	YTD 2021*	YTD 2022*	YoY
AYK	0	0	-	5	0	-100%	5	0	-100%	0	0	-	0	0	-
Kodiak	1,161	1,004	-14%	677	162	-76%	192	202	5%	7	2	-71%	5	5	0%
Chignik	0	0	-	0	0	-	0	0	-	0	0	-	0	0	-
Alaska Peninsula	5,998	7,323	22%	2,048	1,227	-40%	1,936	613	-68%	51	4	-92%	8	6	-25%
Bristol Bay	39,190	55,448	41%	0	0	-	124	364	194%	0	0	-	4	3	-25%
Cook Inlet	685	762	11%	54	10	-81%	12	12	0%	6	2	-67%	0	0	-
Prince William Sound	980	1,410	44%	6,131	12,582	105%	2,004	2,338	17%	0	1	-	8	10	25%
Southeast	62	86	39%	485	156	-68%	869	776	-11%	141	75	-47%	110	81	-26%
Statewide	48,375	66,033	37%	9,576	14,137	48%	5,759	4,308	-25%	240	85	-65%	163	111	-32%

Note: Data is subject to revision. Regional totals do not sum to statewide total due to data suppression for confidentiality. *Chinook figures exclude harvest before week 20.

Source: Alaska Department of Fish & Game.

The statewide Alaska salmon harvest continued to pull ahead of the year-to-date baseline last week, fueled by a surge of pink salmon in Prince William Sound and the long tail of the record-breaking Bristol Bay sockeye salmon run. The statewide harvest across all salmon is now 32% more than 2021 to-date (2020 for pinks).

More than 50% of the Alaska Department of Fish & Game projected total salmon harvest of 160.5 million fish have now been caught, including almost 90% of the projected sockeye harvest.

The record-breaking Bristol Bay sockeye harvest peaked the week before last, (statistical week 28), but fishing remained strong in week 29 with 14.3 million sockeye caught. Based on run timing, there are likely a few more weeks of moderate harvests remaining in Bristol Bay which may lead to a shortage of refrigerated shipping containers toward the end of the season.

In contrast to the strong sockeye salmon runs in Bristol Bay (and elsewhere in Alaska), keta and Chinook salmon harvests are down year-to-date, 25% and 32% respectively. Pink salmon harvests are now well above the 2020 benchmark because of strong Prince William Sound harvests last week.

2021 Harvest v. Projection

(Thousand Fish)

	Harvest	Projection	% Realized
Sockeye	66,033	74,012	89%
Pink	14,137	67,225	21%
Keta	4,308	15,417	28%
Coho	85	3,588	2%
Chinook	111	310	36%
Total	84,674	160,552	53%



Alaska Seafood Marketing Institute

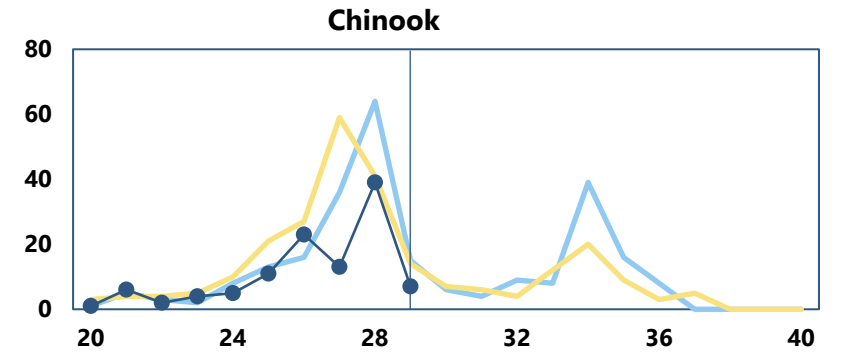
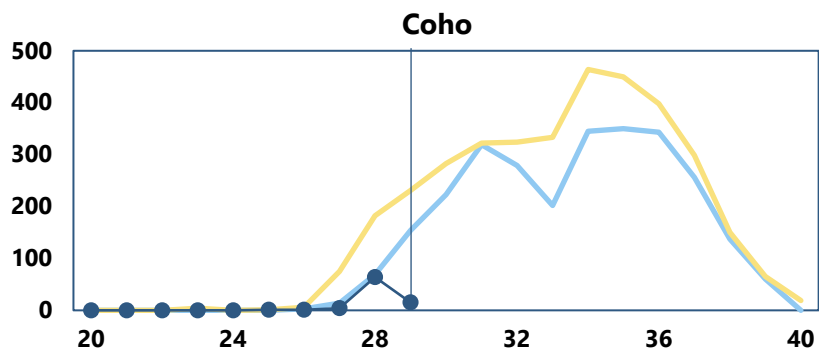
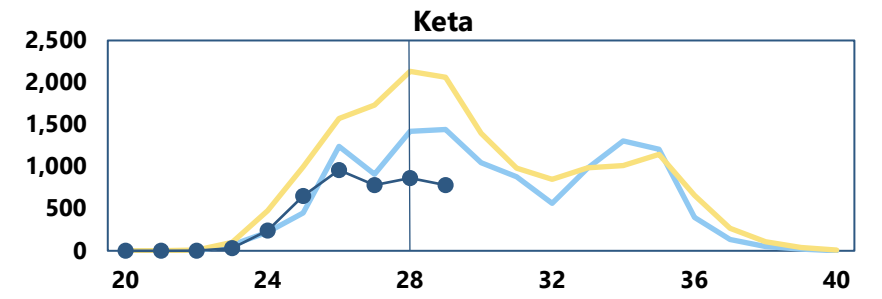
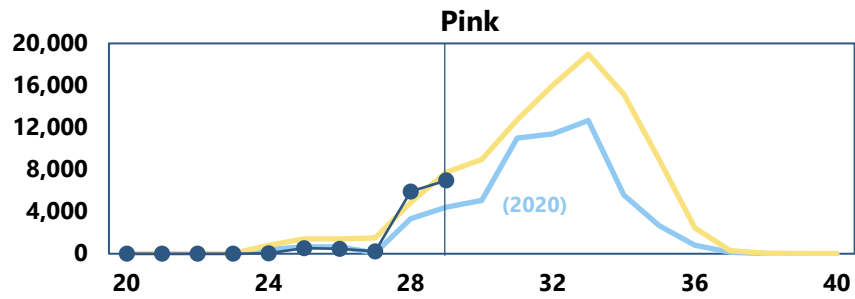
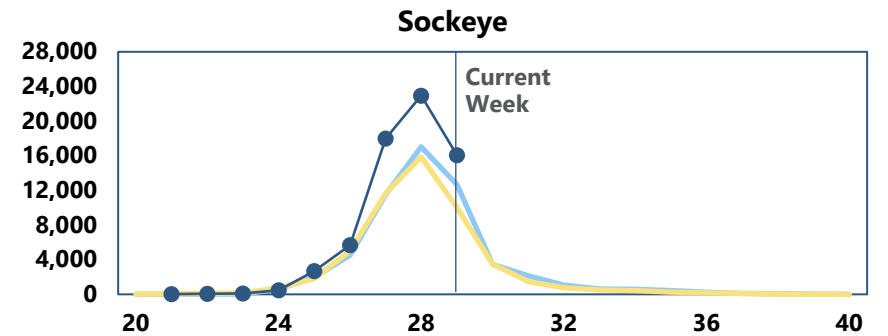
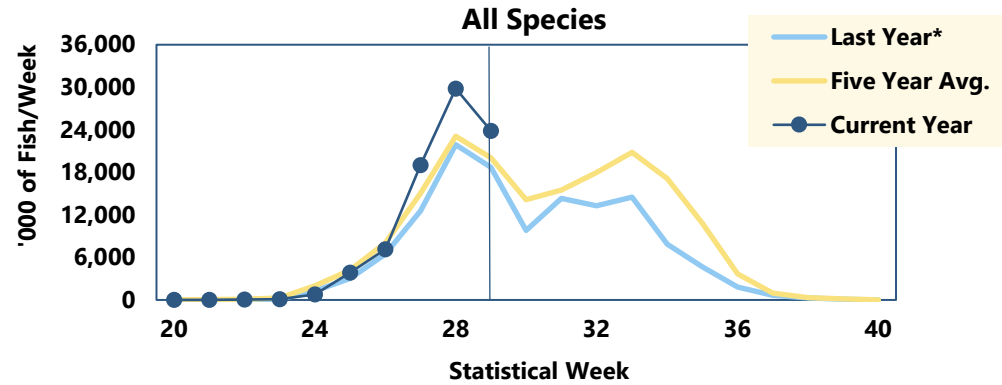


Formerly McDowell Group

More Alaska Seafood resources (click for link): alaskaseafood.org

Salmon Harvest by Statistical Week, 2022

(Thousands of Fish per Week)



*Last year uses 2020 pink salmon instead of 2021 (most recent even-year).

Source: Alaska Department of Fish & Game.

Statistical Week	19-22	23-27	28-31	32-35	36-40
Approximate Mth.	May	June	July	August	Sept.