

# 2022 Weekly Alaska Salmon Harvest Update #4

Harvest Through Statistical Week 27 (7/2/2022)

(Thousand Fish)

	Sockeye			Pink			Keta			Coho			Chinook		
	YTD 2021	YTD 2022	YoY	YTD 2020	YTD 2022	YoY	YTD 2021	YTD 2022	YoY	YTD 2021	YTD 2022	YoY	YTD 2021*	YTD 2022*	YoY
AYK	0	0	-	0	0	-	0	0	-	0	0	-	0	0	-
Kodiak	626	458	-27%	16	15	-6%	39	89	128%	0	1	-	0	1	-
Chignik	0	0	-	0	0	-	0	0	-	0	0	-	0	0	-
Alaska Peninsula	4,381	5,153	18%	1,754	1,163	-34%	1,170	531	-55%	0	0	-	3	2	-33%
Bristol Bay	12,580	20,057	59%	0	0	-	45	212	371%	0	0	-	3	2	-33%
Cook Inlet	293	130	-56%	0	0	-	0	0	-	0	0	-	0	0	-
Prince William Sound	697	1,152	65%	4	74	1750%	1,381	1,630	18%	0	1	-	8	10	25%
Southeast	8	28	250%	0	0	-	149	77	-48%	0	0	-	29	25	-14%
<b>Statewide</b>	<b>18,699</b>	<b>26,976</b>	<b>44%</b>	<b>1,823</b>	<b>1,253</b>	<b>-31%</b>	<b>2,897</b>	<b>2,537</b>	<b>-12%</b>	<b>17</b>	<b>3</b>	<b>-82%</b>	<b>84</b>	<b>45</b>	<b>-46%</b>

Note: Data is subject to revision. Regional totals do not sum to statewide total due to data suppression for confidentiality. \*Chinook figures exclude harvest before week 20.

Source: Alaska Department of Fish & Game.

The Alaska salmon harvest is now more than 30% ahead of the year-to-date 2021 (2020 for pinks) harvest, driven by a large, early sockeye harvest in Bristol Bay.

During statistical week 27 (which ended July 2), nearly 18 million sockeye salmon were caught in Alaska, including more than 16 million in Bristol Bay. That is larger than last year's peak of 17 million fish, and there is still another week till the peak in most years. While the industry welcomes large salmon runs, so many fish caught in such a concentrated time window creates challenges for harvesters and processors.

While sockeye harvests have been larger than usual for this time of year, harvests are down year-to-date for keta and Chinook salmon. Peak pink and coho salmon harvests do not usually occur until August, so lower-than-usual June harvests do not say much about season totals for these species.

## 2021 Harvest v. Projection

(Thousand Fish)

	Harvest	Projection	% Realized
Sockeye	26,976	74,012	36%
Pink	1,253	67,225	2%
Keta	2,537	15,417	16%
Coho	3	3,588	0%
Chinook	45	310	15%
<b>Total</b>	<b>30,814</b>	<b>160,552</b>	<b>19%</b>



Alaska Seafood Marketing Institute

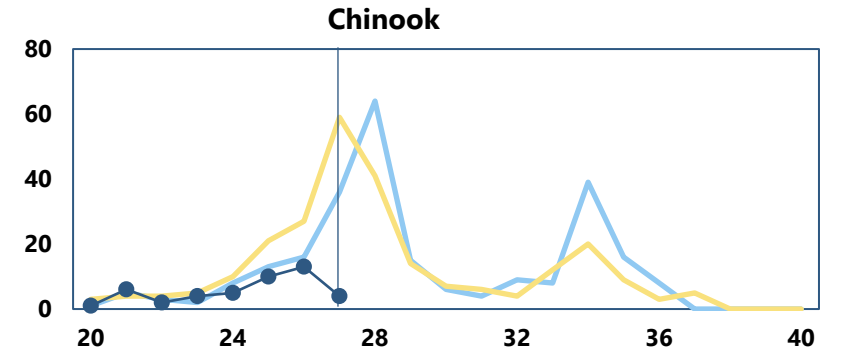
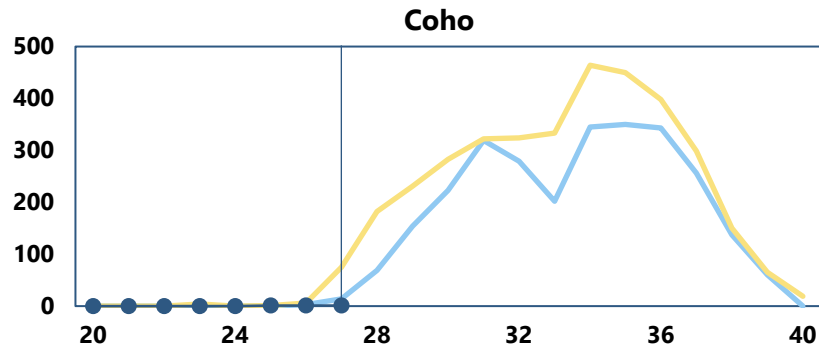
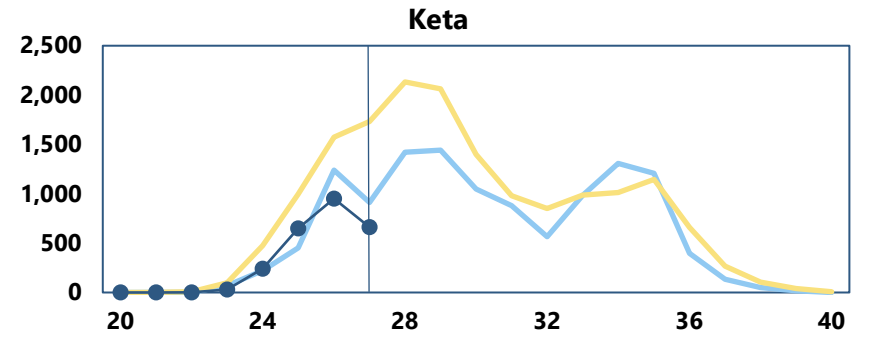
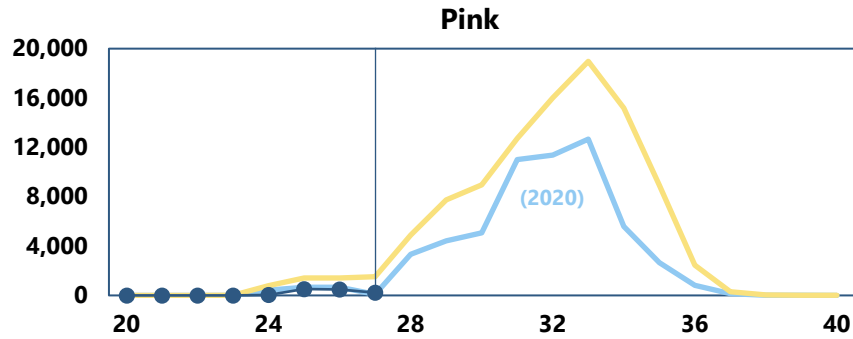
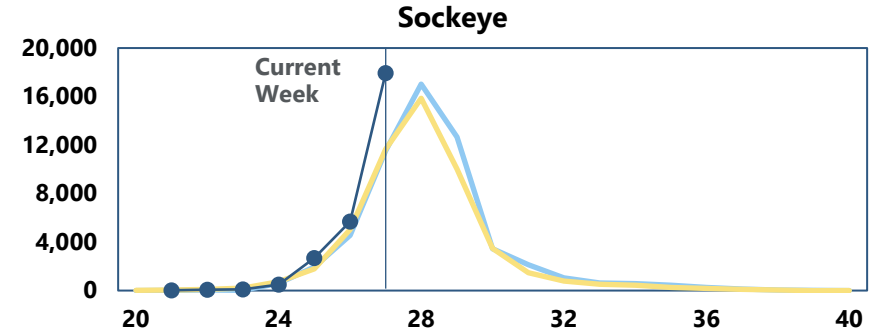
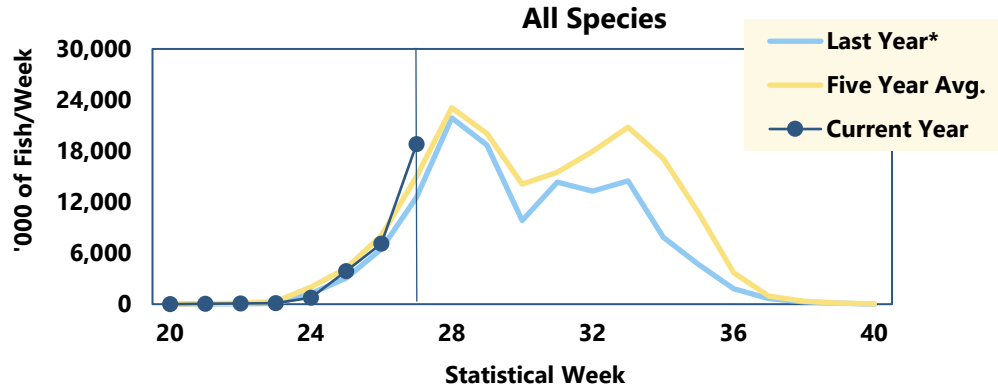


Formerly McDowell Group

More Alaska Seafood resources (click for link): [alaskaseafood.org](http://alaskaseafood.org)

# Salmon Harvest by Statistical Week, 2022

(Thousands of Fish per Week)



\*Last year uses 2020 pink salmon instead of 2021 (most recent even-year).

Source: Alaska Department of Fish & Game.

Statistical Week	19-22	23-27	28-31	32-35	36-40
Approximate Mth.	May	June	July	August	Sept.