

2022 Weekly Alaska Salmon Harvest Update #3

Harvest Through Statistical Week 26 (6/25/2022)

(Thousand Fish)

	Sockeye			Pink			Keta			Coho			Chinook		
	YTD 2021	YTD 2022	YoY	YTD 2020	YTD 2022	YoY	YTD 2021	YTD 2022	YoY	YTD 2021	YTD 2022	YoY	YTD 2021*	YTD 2022*	YoY
AYK	0	0	-	0	0	-	0	0	-	0	0	-	0	0	-
Kodiak	431	358	-17%	9	11	22%	32	74	131%	0	1	-	0	1	-
Chignik	0	0	-	0	0	-	0	0	-	0	0	-	0	0	-
Alaska Peninsula	3,576	4,073	14%	1,720	1,019	-41%	1,007	419	-58%	0	0	-	3	2	-33%
Bristol Bay	2,575	3,673	43%	0	0	-	13	54	315%	0	0	-	1	1	0%
Cook Inlet	122	71	-42%	0	0	-	0	0	-	0	0	-	0	0	-
Prince William Sound	450	825	83%	0	0	-	880	1,175	34%	0	1	-	8	10	25%
Southeast	2	3	50%	0	0	-	20	16	-20%	0	0	-	22	17	-23%
Statewide	7,168	9,003	26%	1,739	1,029	-41%	1,985	1,740	-12%	3	2	-33%	48	34	-29%

Note: Data is subject to revision. Regional totals do not sum to statewide total due to data suppression for confidentiality. *Chinook figures exclude harvest before week 20.

Source: Alaska Department of Fish & Game.

Alaska salmon harvest levels are now almost 8% above year-to-date 2021 (2020 for pinks) through the end of statistical week 26, led by strong sockeye salmon harvests in the Alaska Peninsula and Bristol Bay regions.

So far more than nine million sockeye salmon have been harvested across Alaska, which is 26% more than 2021 to date and 14% more than the five-year average. Most of the sockeye harvest has taken place in the Southern Alaska Peninsula area and in two districts on either side of Bristol Bay: Egegik and Nushagak.

While the strong sockeye harvests have brought the total salmon harvest up, harvest counts for other species are underperforming. The early season pink salmon harvest is down 41% (about 700,000 fish) from 2020, and the keta salmon harvest is down 12% (about 200,000 fish).

2021 Harvest v. Projection

(Thousand Fish)

	Harvest	Projection	% Realized
Sockeye	9,003	74,012	12%
Pink	1,029	67,225	2%
Keta	1,740	15,417	11%
Coho	2	3,588	0%
Chinook	34	310	11%
Total	11,808	160,552	7%

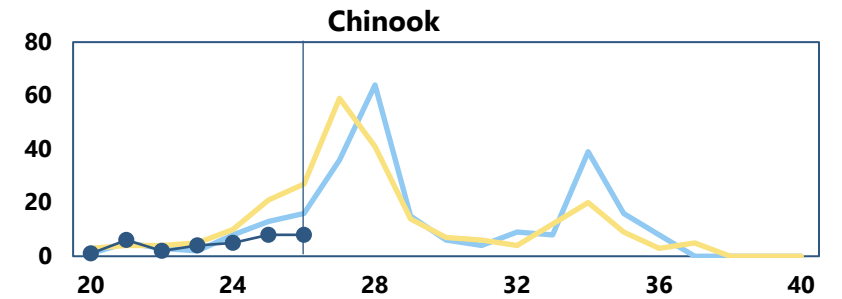
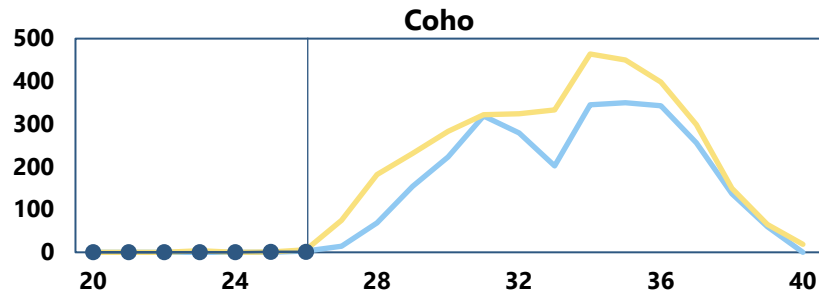
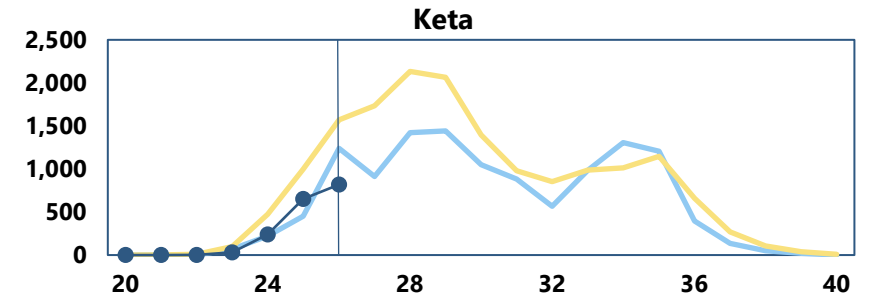
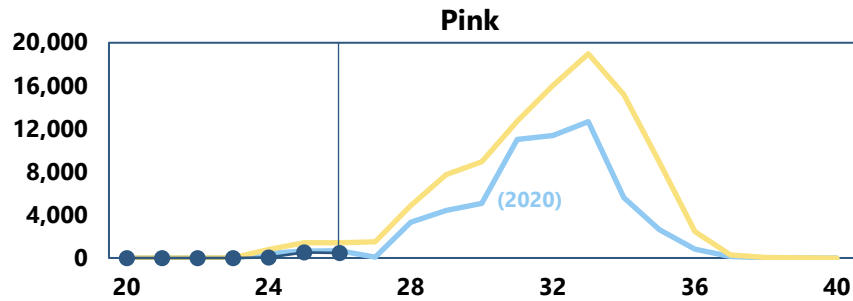
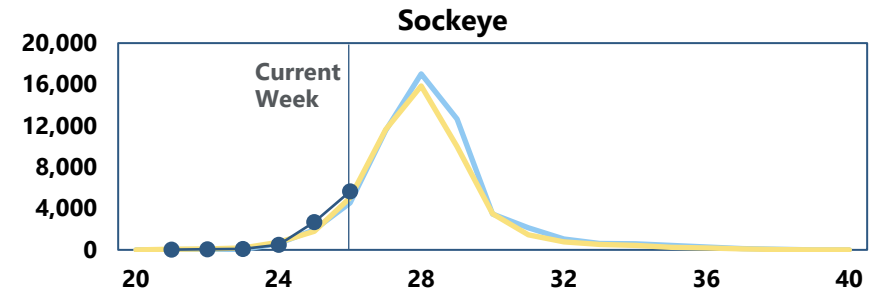
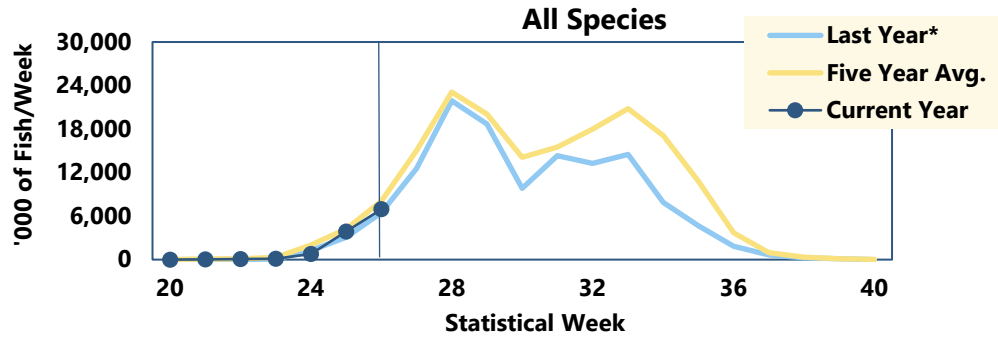


Formerly McDowell Group

More Alaska Seafood resources (click for link): alaskaseafood.org

Salmon Harvest by Statistical Week, 2022

(Thousands of Fish per Week)



*Last year uses 2020 pink salmon instead of 2021 (most recent even-year).

Source: Alaska Department of Fish & Game.

Statistical Week	19-22	23-27	28-31	32-35	36-40
Approximate Mth.	May	June	July	August	Sept.