

2022 Weekly Alaska Salmon Harvest Update #14

Harvest Through Statistical Week 37 (9/10/2022)

(Thousand Fish)

	Sockeye			Pink			Keta			Coho			Chinook		
	YTD 2021	YTD 2022	YoY	YTD 2020	YTD 2022	YoY	YTD 2021	YTD 2022	YoY	YTD 2021	YTD 2022	YoY	YTD 2021*	YTD 2022*	YoY
AYK	-	-	-	5	84	-	100	507	407%	6	12	100%	-	-	-
Kodiak	3,180	2,259	-29%	21,558	14,929	-31%	409	536	31%	290	79	-73%	7	7	0%
Chignik	34	84	147%	-	27	-	21	8	-62%	41	1	-98%	-	-	-
Alaska Peninsula	7,452	8,018	8%	5,079	5,819	15%	2,201	813	-63%	272	50	-82%	12	12	0%
Bristol Bay	41,975	59,979	43%	61	99	62%	158	422	167%	31	13	-58%	4	5	25%
Cook Inlet	1,660	1,284	-23%	2,525	380	-85%	87	134	54%	143	95	-34%	-	-	-
Prince William Sound	1,156	1,579	37%	16,438	26,756	63%	2,116	2,783	32%	124	67	-46%	8	10	25%
Southeast	1,019	1,136	11%	7,835	16,693	113%	6,872	7,670	12%	1,204	886	-26%	194	206	6%
Statewide	57,016	74,349	30%	58,930	64,789	10%	12,281	12,872	5%	2,557	1,210	-53%	253	252	0%

Note: Data is subject to revision. Regional totals do not sum to statewide total due to data suppression for confidentiality. *Chinook figures exclude harvest before week 20.

Source: Alaska Department of Fish & Game.

This is the final in-season Alaska salmon harvest update of the 2022 season. With most of the harvest now complete, more than 153 million salmon have been caught -- 96% of the Alaska Department of Fish and Game pre-season forecast.

The strength of this year's season came largely from the record-breaking Bristol Bay sockeye harvest from late June to mid-July. Nearly 60 million sockeye were harvested there, eclipsing the previous record of 44 million sockeye in 1995. More than four out of five sockeye caught in Alaska this year were in Bristol Bay. Outside of the Bay, sockeye harvests were down 4% this year from 2021 because of lower harvests in the Kodiak and Cook Inlet areas.

Harvests were up 10% and 5% respectively for pink and keta salmon. Although these are year-over-year increases, these harvests are up from historically low comparison years (2021 for keta and 2020 for pink salmon).

Chinook salmon harvests are flat year-over-year, while coho salmon harvests lag behind 2021 harvests by more than 50%. Coho salmon harvests totals will increase as the season for the species is still underway.

2022 Harvest v. Projection

(Thousand Fish)

	Harvest	Projection	% Realized
Sockeye	74,349	74,012	100%
Pink	64,789	67,225	96%
Keta	12,872	15,417	83%
Coho	1,210	3,588	34%
Chinook	252	310	81%
Total	153,472	160,552	96%



Alaska Seafood Marketing Institute

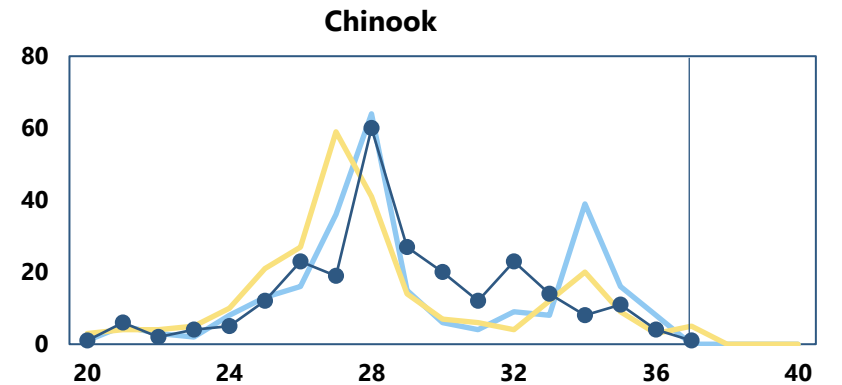
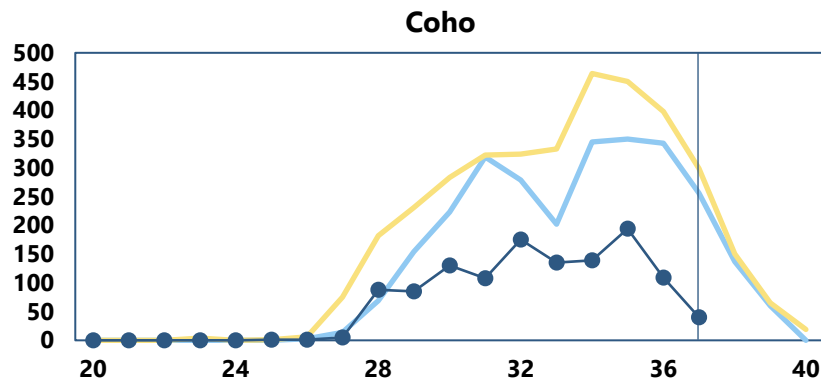
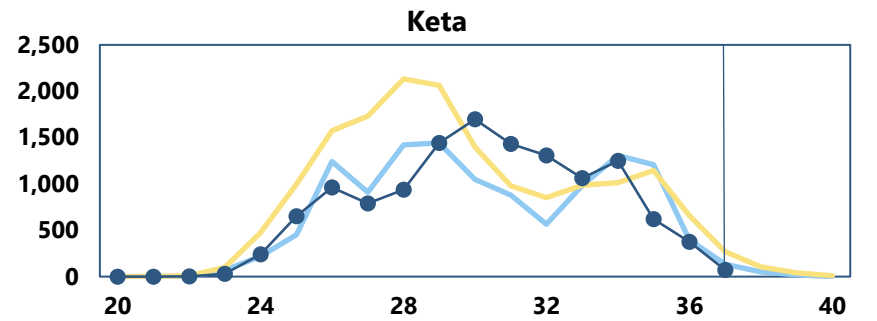
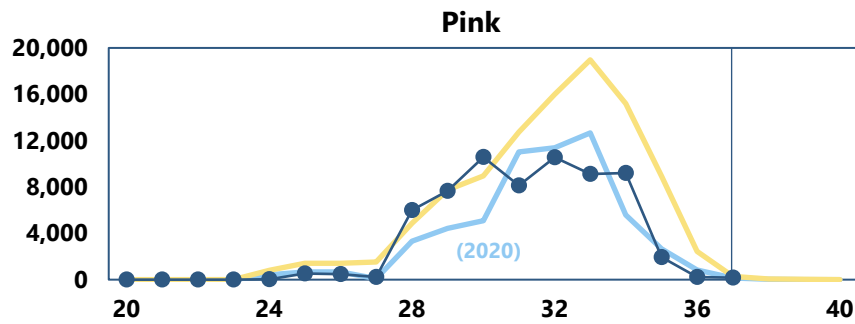
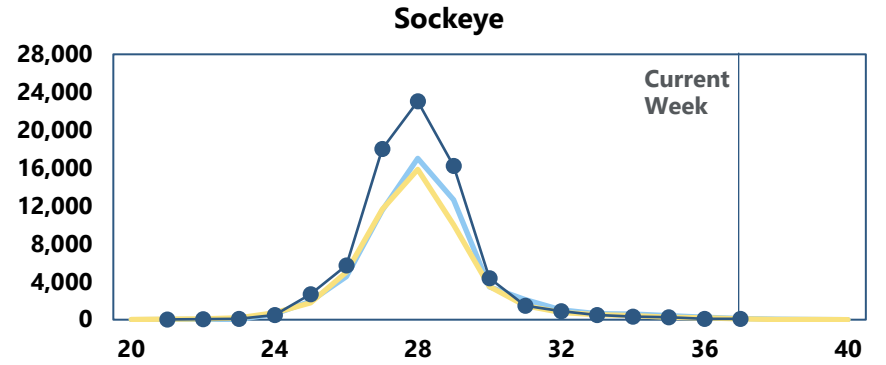
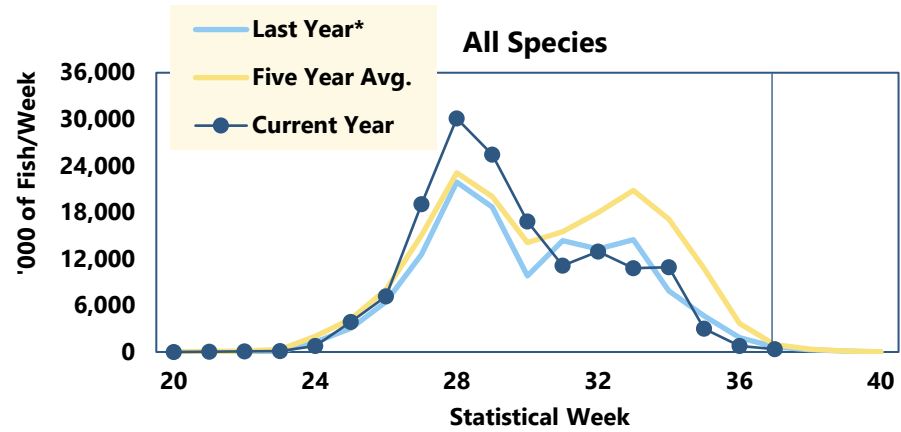


Formerly McDowell Group

More Alaska Seafood resources (click for link): alaskaseafood.org

Salmon Harvest by Statistical Week, 2022

(Thousands of Fish per Week)



*Last year uses 2020 pink salmon instead of 2021 (most recent even-year).

Source: Alaska Department of Fish & Game.

Statistical Week	19-22	23-27	28-31	32-35	36-40
Approximate Mth.	May	June	July	August	Sept.