

2022 Weekly Alaska Salmon Harvest Update #10

Harvest Through Statistical Week 33 (8/13/2022)

(Thousand Fish)

	Sockeye			Pink			Keta			Coho			Chinook		
	YTD 2021	YTD 2022	YoY	YTD 2020	YTD 2022	YoY	YTD 2021	YTD 2022	YoY	YTD 2021	YTD 2022	YoY	YTD 2021*	YTD 2022*	YoY
AYK	-	-	-	5	84	-	60	322	437%	3	4	33%	-	-	-
Kodiak	2,521	1,830	-27%	16,071	10,397	-35%	351	498	42%	67	26	-61%	7	7	0%
Chignik	1	84	-	-	27	-	13	8	-38%	-	1	-	-	-	-
Alaska Peninsula	7,159	7,879	10%	4,116	2,500	-39%	2,144	721	-66%	127	25	-80%	10	11	10%
Bristol Bay	41,963	59,923	43%	60	95	58%	158	421	166%	23	7	-70%	4	5	25%
Cook Inlet	1,648	1,277	-23%	2,236	327	-85%	85	127	49%	122	80	-34%	-	-	-
Prince William Sound	1,151	1,552	35%	15,365	25,074	63%	2,105	2,677	27%	8	3	-63%	8	10	25%
Southeast	737	837	14%	6,186	10,988	78%	3,678	4,525	23%	678	447	-34%	129	164	27%
Statewide	55,614	73,388	32%	49,722	49,493	0%	9,237	9,299	1%	1,263	597	-53%	190	204	7%

Note: Data is subject to revision. Regional totals do not sum to statewide total due to data suppression for confidentiality. *Chinook figures exclude harvest before week 20.

Source: Alaska Department of Fish & Game.

A third consecutive week of low pink salmon harvests further slackened the pace of the Alaska salmon fishing season during statistical week 33. But the strength of this year's early (sockeye) season still outweighs the recent weeks of slow pink harvests. The year-to-date harvest across all species is currently up 15% from 2021 (2020 for pinks).

Pink salmon harvests are now even with 2020 to-date, at just under 50 million fish. In recent years, weeks 32 or 33 have usually been the peak weeks of the season for pink salmon harvests. This year's week 33 harvest of 6.5 million pinks is around half the 2020 peak week harvest. The 2022 pink salmon harvests are compared to 2020 total because of the species' distinct even and off year populations.

Keta salmon harvests to-date are also flat compared to 2021 year-to-date. Keta harvests are up in most major harvest areas except the Alaska Peninsula. The Artic-Yukon-Kuskokwim harvest of 322,000 keta salmon in the Kotzebue area is the strongest keta harvest in that area since 2019, but still a small harvest by historical standards.

2022 Harvest v. Projection

(Thousand Fish)

	Harvest	Projection	% Realized
Sockeye	73,388	74,012	99%
Pink	49,493	67,225	74%
Keta	9,299	15,417	60%
Coho	597	3,588	17%
Chinook	204	310	66%
Total	132,981	160,552	83%



Alaska Seafood Marketing Institute

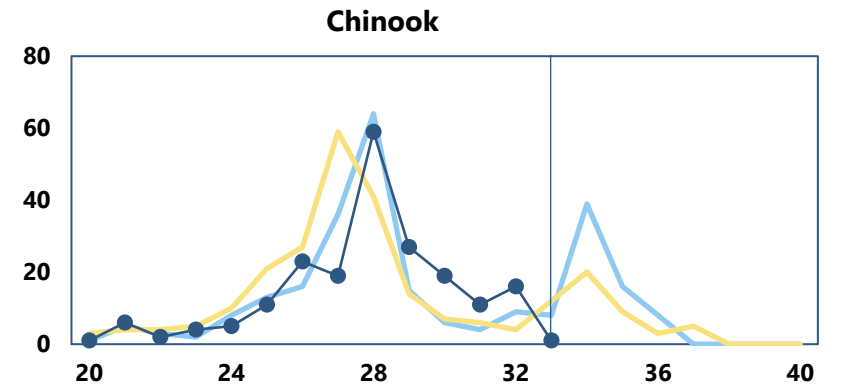
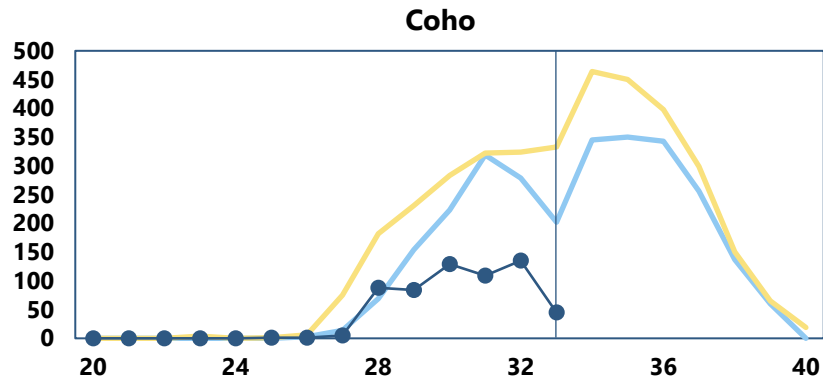
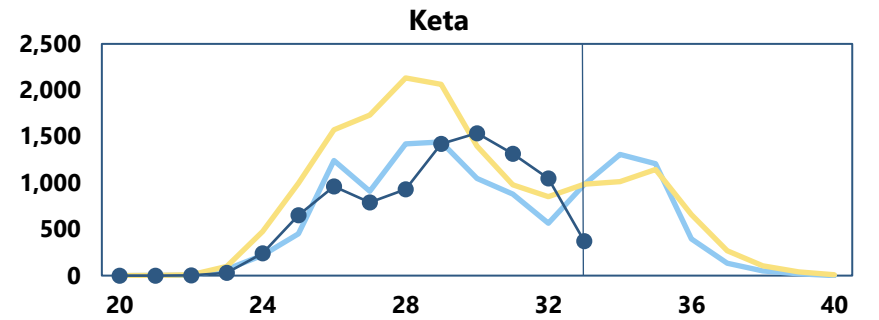
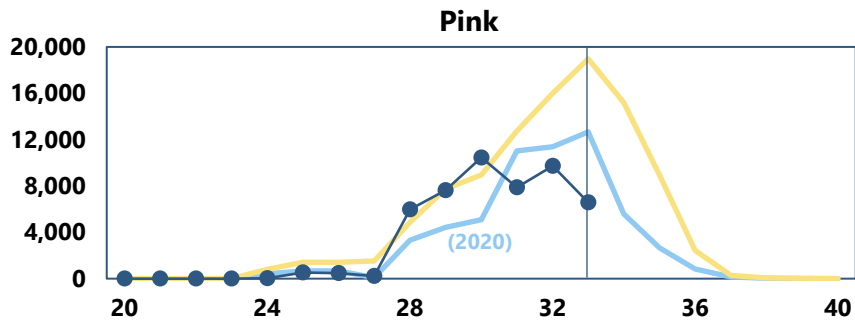
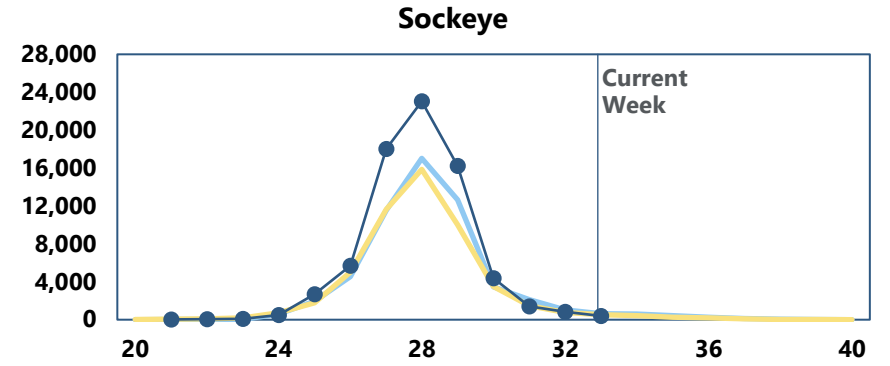
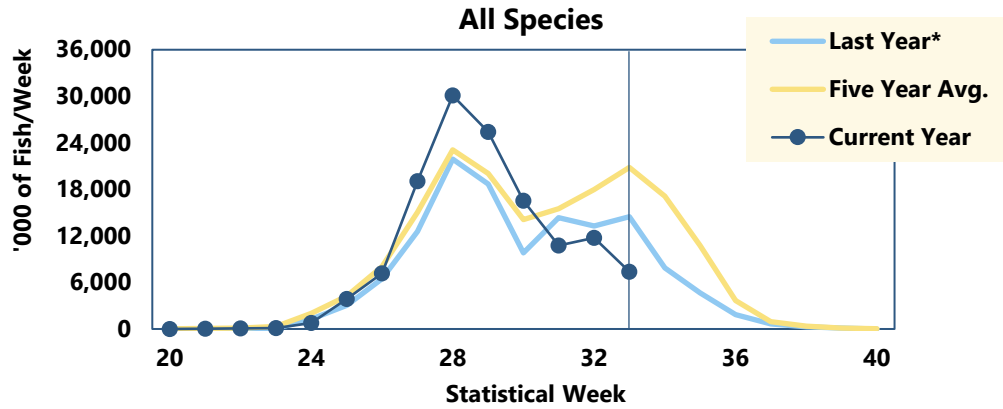


Formerly McDowell Group

More Alaska Seafood resources (click for link): alaskaseafood.org

Salmon Harvest by Statistical Week, 2022

(Thousands of Fish per Week)



*Last year uses 2020 pink salmon instead of 2021 (most recent even-year).

Source: Alaska Department of Fish & Game.

Statistical Week	19-22	23-27	28-31	32-35	36-40
Approximate Mth.	May	June	July	August	Sept.