

2021 Weekly Alaska Salmon Harvest Update #9

Harvest Through Statistical Week 32 (8/7/2021)

(Thousand Fish)

	Sockeye			Pink			Keta			Coho			Chinook		
	YTD 2020	YTD 2021	YoY	YTD 2019	YTD 2021	YoY	YTD 2020	YTD 2021	YoY	YTD 2020	YTD 2021	YoY	YTD 2020*	YTD 2021*	YoY
AYK	138	0	-100%	91	261	187%	132	38	-71%	5	1	-80%	7	0	-100%
Kodiak	910	2,341	157%	14,042	4,617	67%	338	320	-5%	106	52	-51%	7	7	0%
Chignik	0	0	-	656	0	-100%	0	0	-	0	0	-	0	0	-
Alaska Peninsula	2,514	6,191	146%	13,723	4,415	68%	930	1,017	9%	85	87	2%	23	7	-70%
Bristol Bay	39,741	40,315	1%	8	1	-88%	292	230	-21%	28	13	-54%	11	4	-64%
Cook Inlet	892	1,425	60%	668	514	23%	41	82	100%	81	119	47%	3	1	-67%
Prince William Sound	936	1,272	36%	16,939	35,148	107%	1,411	2,542	80%	4	15	275%	6	7	17%
Southeast	298	568	91%	12,746	19,652	54%	2,230	2,000	-10%	438	483	10%	123	126	2%
Statewide	45,429	52,112	15%	58,873	64,608	10%	5,374	6,229	16%	747	770	3%	180	152	-16%

Note: Data is subject to revision and excludes some volume to maintain confidentiality. Regional totals may not sum to statewide total. *Chinook figures exclude harvest before week 20.

Source: Alaska Department of Fish & Game.

Alaska's salmon harvests exceeded 5-year weekly averages for a fourth consecutive time last week, driven by strong pink salmon harvests. The cumulative statewide salmon harvest is now 12% above the same point in 2020 (using 2019 for pinks).

With the salmon season more than half over, a clearer picture of the total end-of-season harvest should come into focus in the next week or two. The biggest remaining unknown is the timing and magnitude of peak pink salmon harvests. Typically, the harvest tops out on statistical week 33 -- the week this update is distributed. Already, the pink harvest has surpassed 50% of the preseason projection of 124 million fish, despite a slow start to the year.

Total YTD salmon harvest numbers are now up over 2020 (using 2019 for pinks) in Southeast (+44%), Prince William Sound (+101%), and Cook Inlet (+27%). The YoY harvest is down in all other regions with the exception of Bristol Bay (up 1% from 2020).

2021 Harvest v. Projection

(Thousand Fish)

	Harvest	Projection	% Realized
Sockeye	52,112	46,577	112%
Pink	64,608	124,210	52%
Keta	6,229	15,272	41%
Coho	770	3,807	20%
Chinook	152	269	57%
Total	123,871	190,135	65%

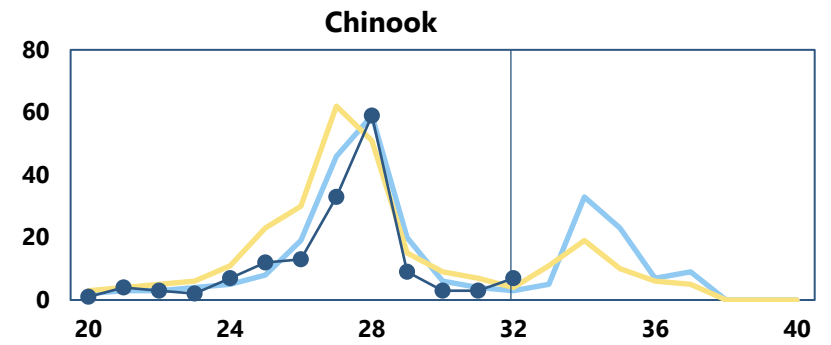
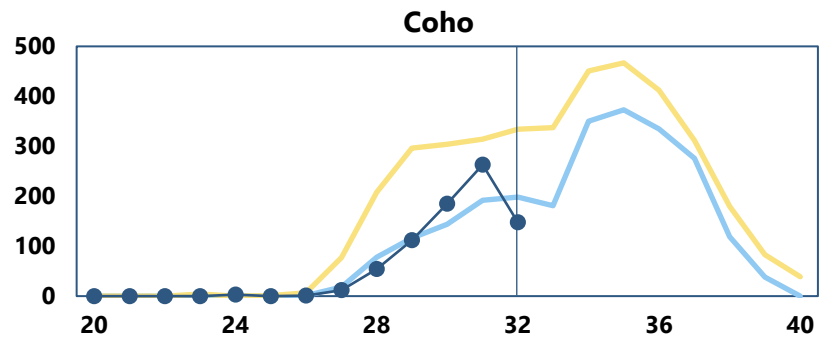
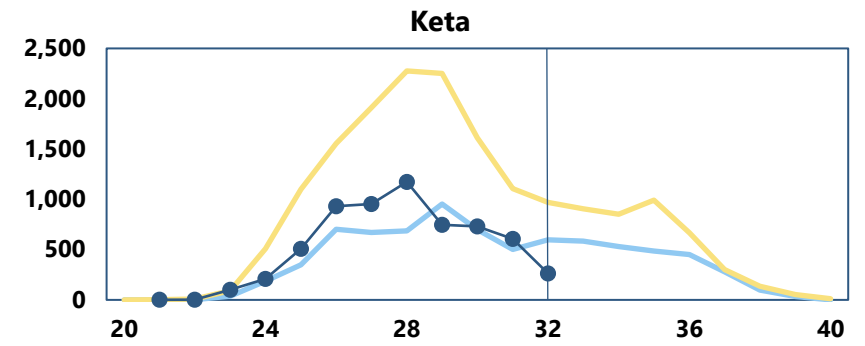
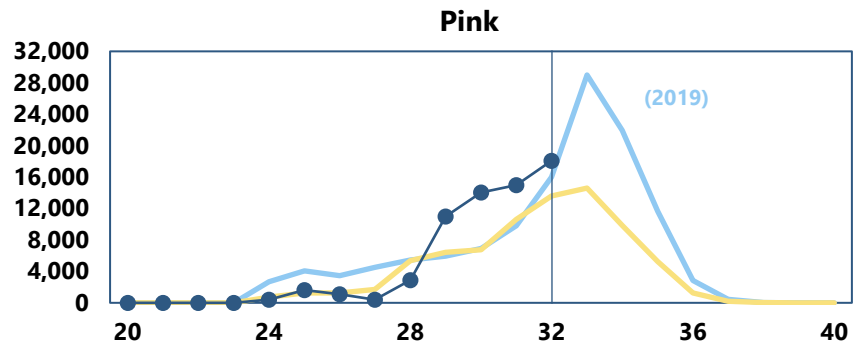
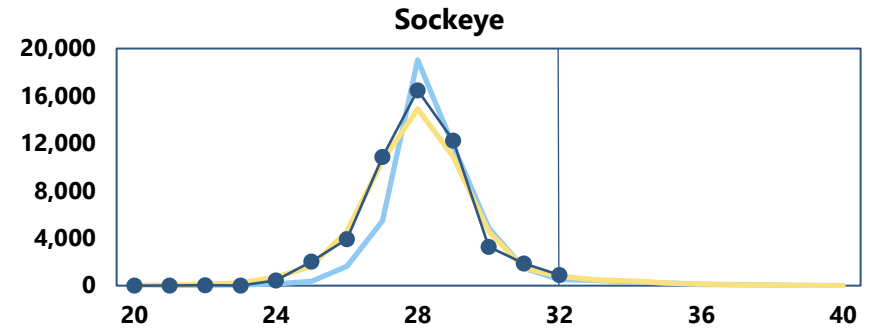
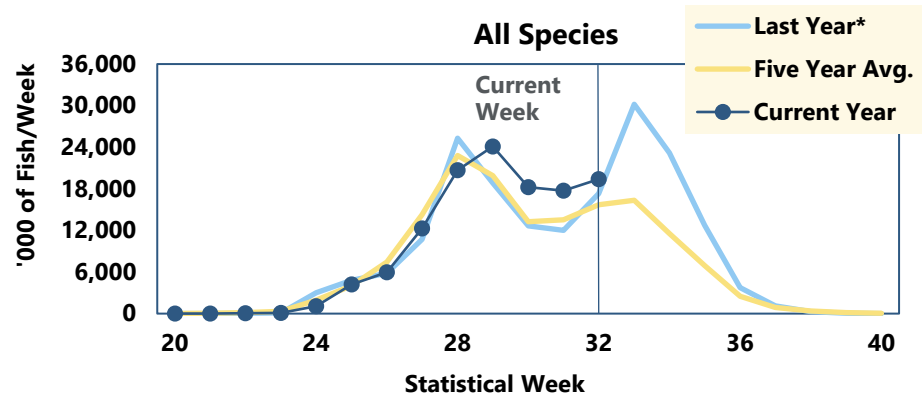


Formerly McDowell Group

Where to buy Alaska seafood (click for link): [ASMI Suppliers Directory](#)

Salmon Harvest by Statistical Week, 2021

(Thousands of Fish per Week)



*Last year uses 2019 pink salmon instead of 2020 (most recent odd-year).

Source: Alaska Department of Fish & Game.

Statistical Week	19-22	23-27	28-31	32-35	36-40
Approximate Mth.	May	June	July	August	September