

2021 Weekly Alaska Salmon Harvest Update #8

Harvest Through Statistical Week 31 (7/31/2021)

(Thousand Fish)

	Sockeye			Pink			Keta			Coho			Chinook		
	YTD 2020	YTD 2021	YoY	YTD 2019	YTD 2021	YoY	YTD 2020	YTD 2021	YoY	YTD 2020	YTD 2021	YoY	YTD 2020*	YTD 2021*	YoY
AYK	135	0	-100%	91	251	176%	106	26	-75%	1	0	-100%	7	0	-100%
Kodiak	742	2,099	183%	10,373	2,377	-77%	315	299	-5%	72	38	-47%	6	6	0%
Chignik	0	0	-	419	0	-100%	0	0	-	0	0	-	0	0	-
Alaska Peninsula	2,495	6,152	147%	11,573	4,415	-62%	924	1,017	10%	84	87	4%	23	7	-70%
Bristol Bay	39,568	40,207	2%	8	1	-88%	289	229	-21%	10	10	0%	11	4	-64%
Cook Inlet	863	1,137	32%	441	423	-4%	38	68	79%	51	73	43%	3	1	-67%
Prince William Sound	930	1,238	33%	12,993	28,939	123%	1,386	2,512	81%	2	7	250%	6	7	17%
Southeast	184	292	59%	6,978	8,534	22%	1,720	1,488	-13%	329	299	-9%	120	119	-1%
Statewide	44,917	51,125	14%	42,876	44,940	5%	4,778	5,639	18%	549	514	-6%	176	144	-18%

Note: Data is subject to revision and excludes some volume to maintain confidentiality. Regional totals may not sum to statewide total. *Chinook figures exclude harvest before week 20.

Source: Alaska Department of Fish & Game.

Alaska's salmon harvest surpassed the midpoint of the forecasted harvest last week. As of Saturday, about 54% of this year's projected harvest of 190 million fish had been caught. The total salmon harvest is now 10% above the year-to-date total for last year (using 2019 for pinks) and is 5% above the five-year YTD average.

Most of the fish caught last week were pink salmon, which are continuing their early-season surge, particularly in Prince William Sound (up 123% from 2019) and Southeast Alaska (up 22%). The pink salmon harvest usually peaks in mid-August.

In the Arctic-Kuskokwim-Yukon region, growing pink salmon runs in recent years led to increased buying capacity in Norton Sound this year. As a result, the AYK pink salmon harvest is up 176% from 2019. However, keta fishing has been poor with this year's harvest is down 89% from the five-year-average for the region.

Weekly coho harvests are climbing steadily, but at a pace less than half the five-year average and similar to last year's poor showing. Typically about a quarter of the year's coho harvests have crossed the docks by this point in the summer -- compared to just 14% this year. The peak is typically in early September.

2021 Harvest v. Projection

(Thousand Fish)

	Harvest	Projection	% Realized
Sockeye	51,125	46,577	110%
Pink	44,940	124,210	36%
Keta	5,639	15,272	37%
Coho	514	3,807	14%
Chinook	144	269	54%
Total	102,362	190,135	54%

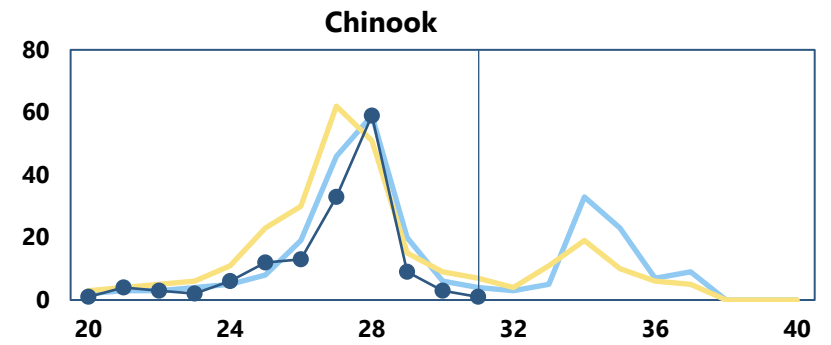
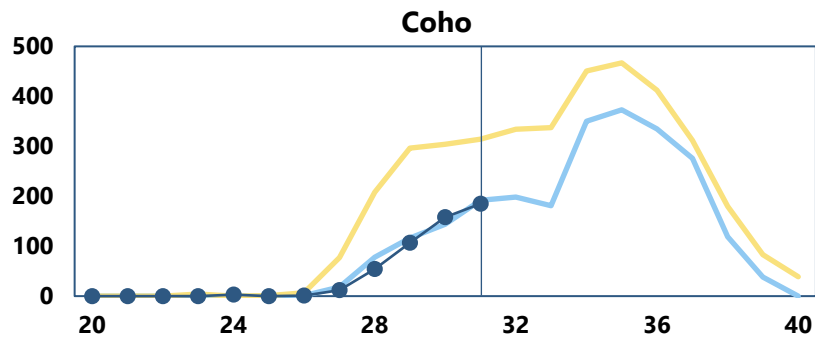
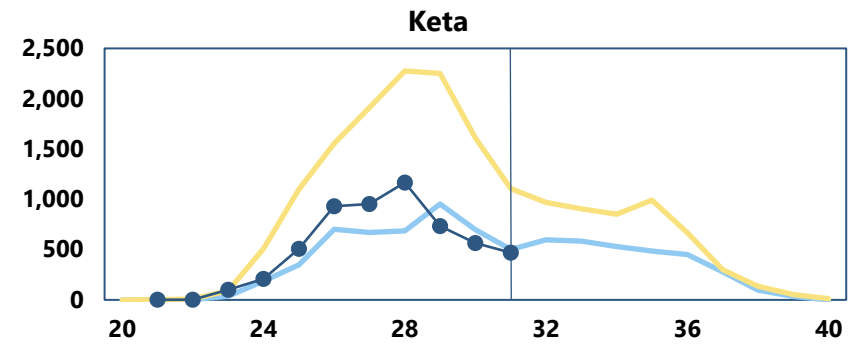
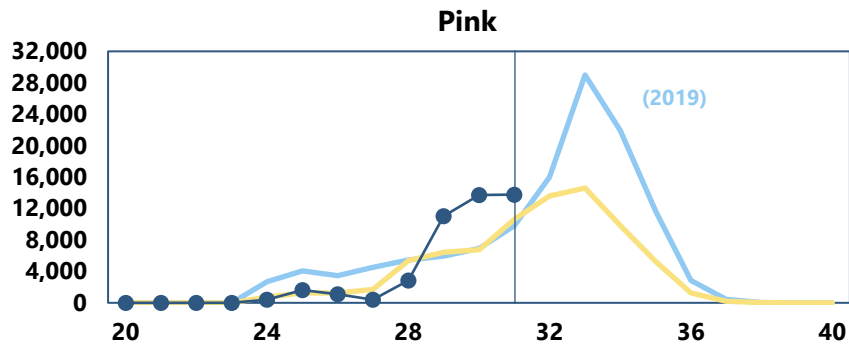
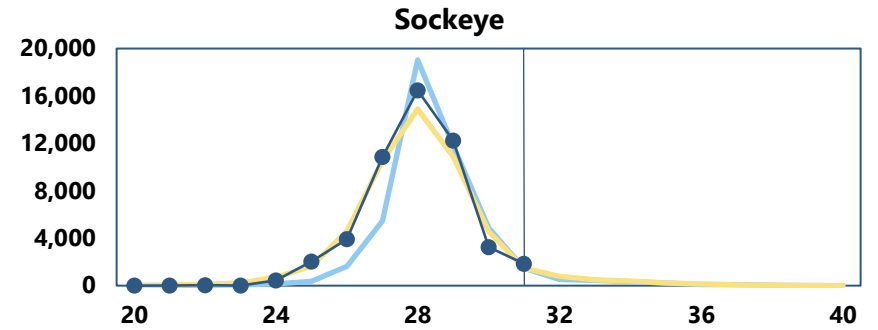
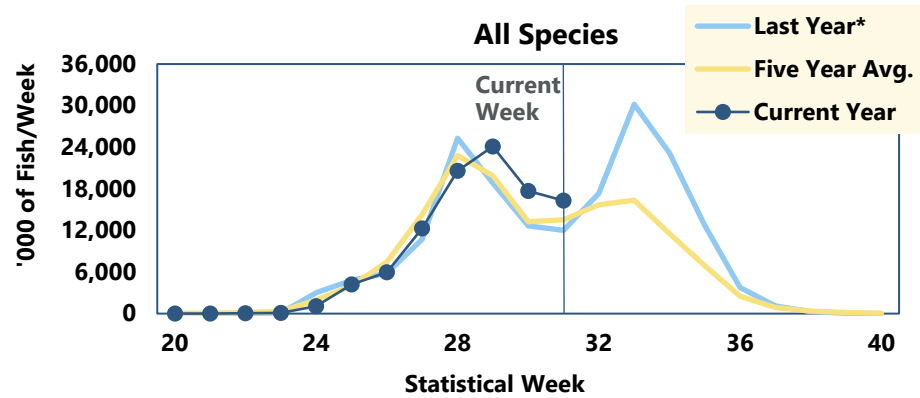


Formerly McDowell Group

Where to buy Alaska seafood (click for link): [ASMI Suppliers Directory](#)

Salmon Harvest by Statistical Week, 2021

(Thousands of Fish per Week)



*Last year uses 2019 pink salmon instead of 2020 (most recent odd-year).

Source: Alaska Department of Fish & Game.

Statistical Week	19-22	23-27	28-31	32-35	36-40
Approximate Mth.	May	June	July	August	September