

2021 Weekly Alaska Salmon Harvest Update #2

Harvest Through Statistical Week 25 (6/19/2021)

(Thousand Fish)

| | Sockeye | | | Pink | | | Keta | | | Coho | | | Chinook | | |
|----------------------|------------|--------------|-------------|--------------|--------------|-------------|------------|------------|------------|----------|----------|----------|-----------|-----------|-------------|
| | YTD 2020 | YTD 2021 | YoY | YTD 2019 | YTD 2021 | YoY | YTD 2020 | YTD 2021 | YoY | YTD 2020 | YTD 2021 | YoY | YTD 2020* | YTD 2021* | YoY |
| AYK | 0 | 0 | - | 0 | 0 | - | 0 | 0 | - | 0 | 0 | - | 0 | 0 | - |
| Kodiak | 40 | 229 | 473% | 178 | 10 | -94% | 43 | 6 | -86% | 0 | 0 | - | 0 | 0 | - |
| Chignik | 0 | 0 | - | 0 | 0 | - | 0 | 0 | - | 0 | 0 | - | 0 | 0 | - |
| Alaska Peninsula | 180 | 1,965 | 992% | 6,557 | 2,046 | -69% | 303 | 459 | 51% | 0 | 3 | - | 2 | 1 | -50% |
| Bristol Bay | 38 | 82 | 116% | 0 | 0 | - | 1 | 0 | -100% | 0 | 0 | - | 0 | 0 | - |
| Cook Inlet | 69 | 29 | -58% | 0 | 0 | - | 0 | 0 | - | 0 | 0 | - | 3 | 0 | -100% |
| Prince William Sound | 287 | 202 | -30% | 17 | 1 | -94% | 216 | 326 | 51% | 0 | 0 | - | 6 | 7 | 17% |
| Southeast | 1 | 0 | -100% | 2 | 0 | -100% | 5 | 0 | -100% | 0 | 0 | - | 14 | 7 | -50% |
| Statewide | 615 | 2,507 | 308% | 6,754 | 2,057 | -70% | 568 | 791 | 39% | 0 | 3 | - | 25 | 15 | -40% |

Note: Data is subject to revision and excludes some volume to maintain confidentiality. Regional totals may not sum to statewide total. *Chinook figures exclude harvest before week 20.

Source: Alaska Department of Fish & Game.

The Alaska salmon harvest remains behind where it was at this point in 2020 (2019 for pink salmon), but the pace of the harvest started to catch up in the past week, largely because of strong sockeye harvests in the Alaska Peninsula and Kodiak regions. As of Saturday, almost 5.4 million salmon had been caught so far this season, 67% of what was caught in 2020 by this point. Last week, we were at 40% of the prior year adjusted YTD harvest.

More than 2.5 million sockeye have been caught so far -- near the five-year average to-date of 2.7 million. The harvest has been particularly strong in the Alaska Peninsula region. Sockeye fishing has remained slow in Prince William Sound and Cook Inlet by historical standards.

Chinook fishing is well behind the five-year average to-date. So far about 15,000 Chinook salmon have been harvested, well less than the five-year average to-date of 23,000. Peak Chinook harvests are usually in late June and early July. This year's keta and pink salmon runs are also behind pace, but the peak harvest for these two species is more than a month away. The bulk of the coho runs do not usually arrive until mid-August.

2020 Harvest v. Projection

(Thousand Fish)

| | Harvest | Projection | % Realized |
|--------------|--------------|----------------|------------|
| Sockeye | 2,507 | 46,577 | 5% |
| Pink | 2,057 | 124,210 | 2% |
| Keta | 791 | 15,272 | 5% |
| Coho | 3 | 3,807 | 0% |
| Chinook | 15 | 269 | 6% |
| Total | 5,373 | 190,135 | 3% |

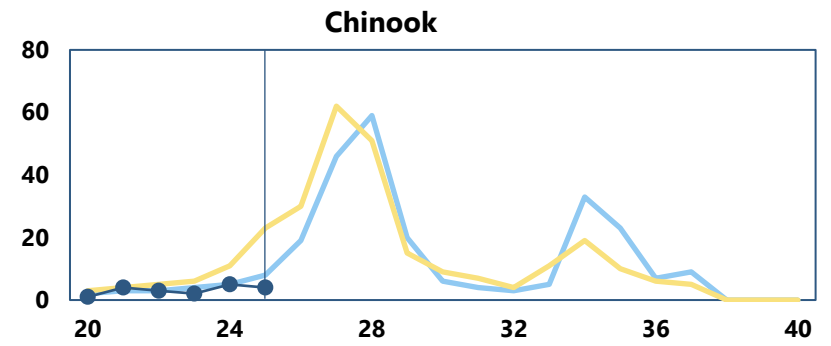
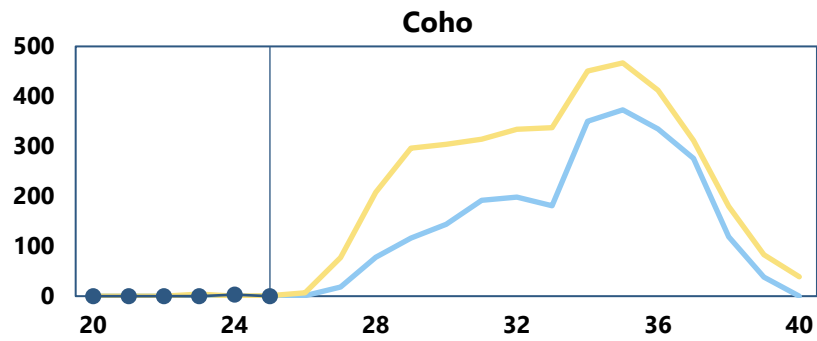
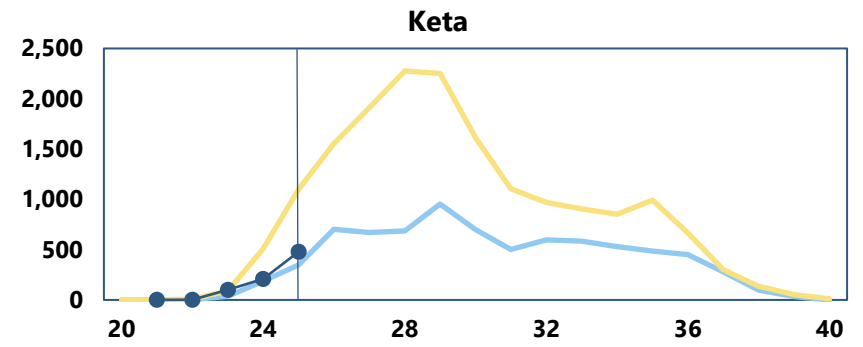
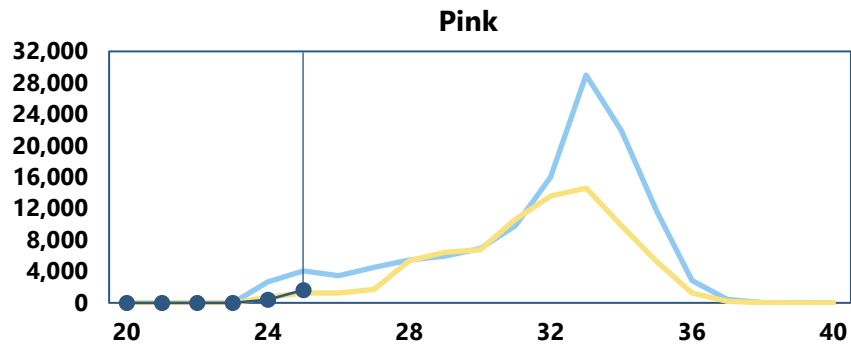
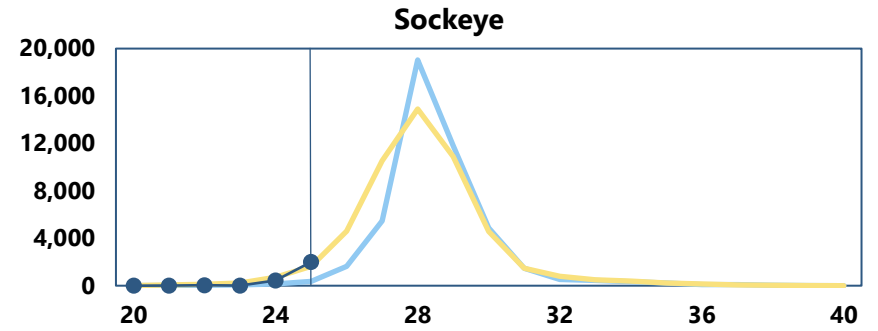
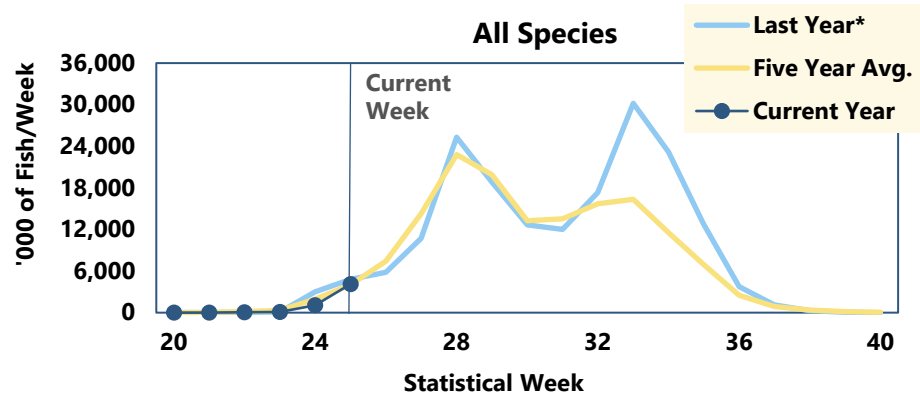


Formerly McDowell Group

Where to buy Alaska seafood (click for link): [ASMI Suppliers Directory](#)

Salmon Harvest by Statistical Week, 2021

(Thousands of Fish per Week)



*Last year uses 2019 pink salmon instead of 2020 (most recent odd-year).

Source: Alaska Department of Fish & Game.

| Statistical Week | 19-22 | 23-27 | 28-31 | 32-35 | 36-40 |
|------------------|-------|-------|-------|--------|-----------|
| Approximate Mth. | May | June | July | August | September |