

2021 Weekly Alaska Salmon Harvest Update #14

Harvest Through Statistical Week 37 (9/11/2021)

(Thousand Fish)

	Sockeye			Pink			Keta			Coho			Chinook		
	YTD 2020	YTD 2021	YoY	YTD 2019	YTD 2021	YoY	YTD 2020	YTD 2021	YoY	YTD 2020	YTD 2021	YoY	YTD 2020*	YTD 2021*	YoY
AYK	144	0	-100%	91	261	187%	200	99	-51%	54	6	-89%	7	0	-100%
Kodiak	1,490	3,187	114%	31,264	26,152	-16%	370	400	8%	430	283	-34%	9	7	-22%
Chignik	0	44	-	2,452	608	-75%	0	91	-	0	23	-	0	0	-
Alaska Peninsula	2,852	6,767	137%	21,148	11,517	-46%	969	1,707	76%	231	325	41%	23	11	-52%
Bristol Bay	39,793	40,348	1%	8	1	-88%	294	231	-21%	115	30	-74%	11	4	-64%
Cook Inlet	922	1,494	62%	2,131	1,858	-13%	44	86	95%	144	148	3%	3	1	-67%
Prince William Sound	946	1,294	37%	46,583	64,855	39%	1,423	2,573	81%	264	199	-25%	6	7	17%
Southeast	457	1,043	128%	21,111	45,371	115%	4,400	6,314	44%	698	1,166	67%	198	188	-5%
Statewide	46,601	54,184	16%	124,788	150,601	21%	7,705	11,510	49%	2,263	2,186	-3%	259	225	-13%

Note: Data is subject to revision. Regional totals may not sum to statewide total. *Chinook figures exclude harvest before week 20.

Source: Alaska Department of Fish & Game.

With most salmon fishing complete, this is the last week of in-season harvest updates. The 2021 harvest numbers were large, but low average fish sizes led to much less impressive harvests and revenues.

Year-to-date harvest numbers are now up 20% compared to 2020 (2019 for pink salmon) and up 15% compared to pre-season forecasts. Forecasts have been exceeded for sockeye and pink salmon, but are not expected to be reached for keta, coho, and king salmon.

The most recent week of data further revised up the number of late-season keta caught this year. Although the summer keta harvest has been generally poor, fall runs have been fairly strong. This year 4.6 million keta salmon have been harvested since August 1 -- among the three largest fall keta harvests in the last decade.

While this is the last in-season update, a supplement will be provided when ADF&G publishes its post-season salmon harvest summary with preliminary information on average fish sizes and ex-vessel prices for all major salmon regions of the state.

2021 Harvest v. Projection

(Thousand Fish)

	Harvest	Projection	% Realized
Sockeye	54,184	46,577	116%
Pink	150,601	124,210	121%
Keta	11,510	15,272	75%
Coho	2,186	3,807	57%
Chinook	225	269	84%
Total	218,706	190,135	115%

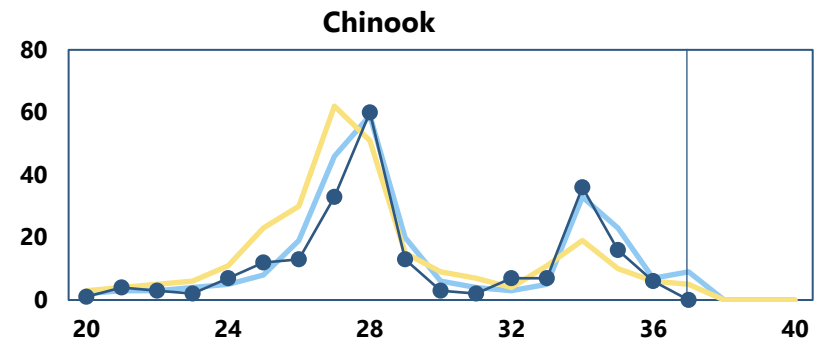
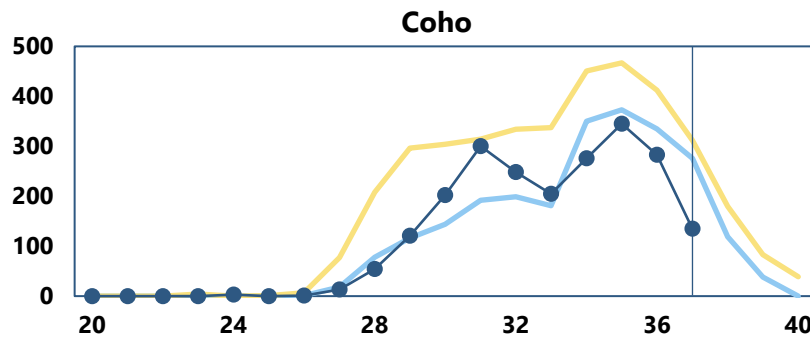
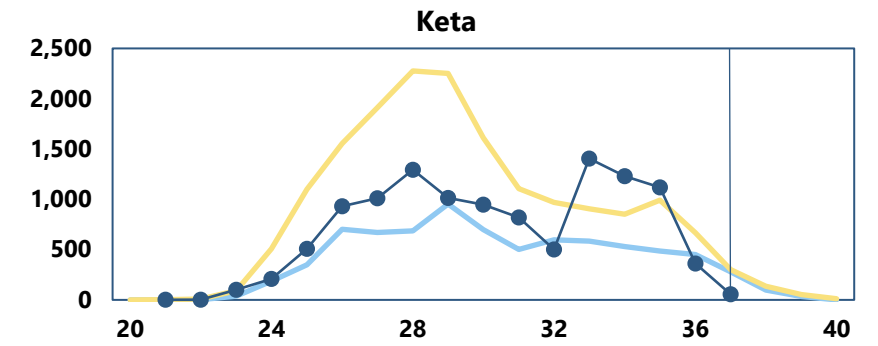
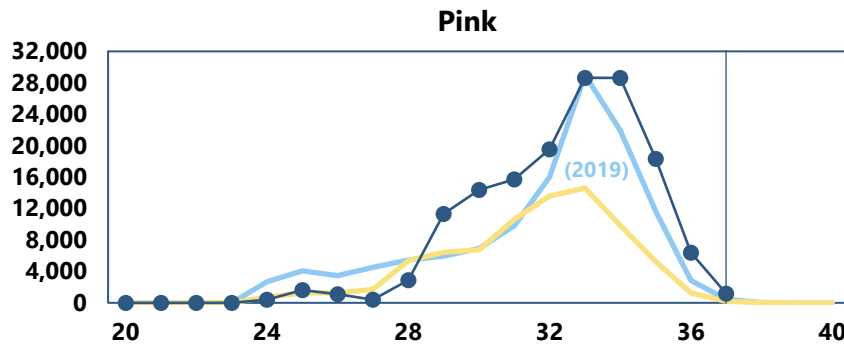
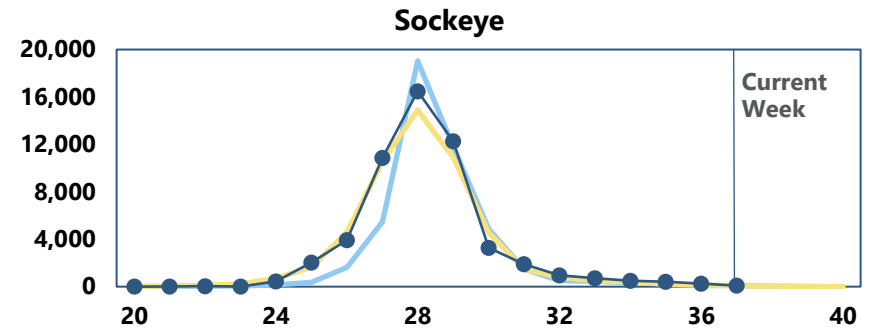
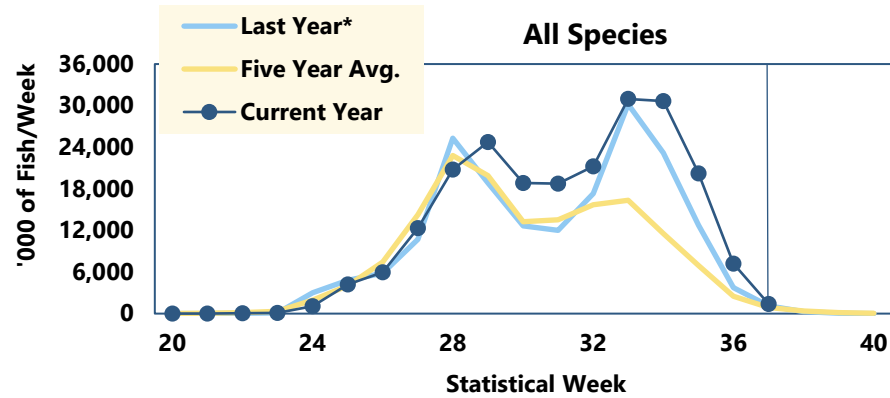


Formerly McDowell Group

Where to buy Alaska seafood (click for link): [ASMI Suppliers Directory](#)

Salmon Harvest by Statistical Week, 2021

(Thousands of Fish per Week)



*Last year uses 2019 pink salmon instead of 2020 (most recent odd-year).

Source: Alaska Department of Fish & Game.

Statistical Week	19-22	23-27	28-31	32-35	36-40
Approximate Mth.	May	June	July	August	Sept.