

2021 Weekly Alaska Salmon Harvest Update #11

Harvest Through Statistical Week 34 (8/21/2021)

(Thousand Fish)

	Sockeye			Pink			Keta			Coho			Chinook		
	YTD 2020	YTD 2021	YoY	YTD 2019	YTD 2021	YoY	YTD 2020	YTD 2021	YoY	YTD 2020	YTD 2021	YoY	YTD 2020*	YTD 2021*	YoY
AYK	143	0	-100%	91	261	187%	187	75	-60%	29	5	-83%	7	0	-100%
Kodiak	1,208	2,785	131%	25,185	17,319	31%	362	379	5%	243	104	-57%	9	7	-22%
Chignik	0	-		2,128	-		0	-		0	-		0	-	
Alaska Peninsula	2,747	6,606	140%	19,717	9,782	50%	963	1,694	76%	164	231	41%	23	10	-57%
Bristol Bay	39,791	40,347	1%	8	1	-88%	294	231	-21%	100	27	-73%	11	4	-64%
Cook Inlet	920	1,490	62%	1,786	1,511	-15%	44	85	93%	126	138	10%	3	1	-67%
Prince William Sound	945	1,290	37%	40,413	57,266	42%	1,422	2,570	81%	47	43	-9%	6	7	17%
Southeast	428	844	97%	20,494	36,266	77%	3,217	3,232	0%	568	740	30%	159	143	-10%
Statewide	46,182	53,362	16%	109,822	122,406	11%	6,489	8,266	27%	1,277	1,288	1%	218	172	-21%

Note: 2021 Chignik harvest volumes are confidential due to limited participation. Data is subject to revision. Regional totals may not sum to statewide total. *Chinook figures exclude harvest before week 20.

Source: Alaska Department of Fish & Game.

The 2021 Alaska salmon harvest made up ground last week on the year-to-date 2020 harvest (2019 for pinks) and is now up 13% compared to the 2019/2020 benchmark.

Pink salmon are now up 11% YTD compared to the same period in 2019. As of last week, the 2019 and 2021 YTD pink harvests were about the same. This summer's pink harvest appears to have peaked on the week of August 8, but last week's harvest was just 4% lower at 27,000 fish. Over 98% of the pre-season pink salmon forecast has now been caught.

Coho salmon harvests, which usually peak in late August, have declined for three consecutive weeks. The coho harvest is even with 2020 but down 45% YTD from five-year average at this point in the season.

Across all five salmon species, Southeast Alaska and Prince William Sound regions have continued to have standout harvests in recent weeks. They are up 66% and 43% respectively from YTD 2020 (2019 for pinks). Prince William Sound has now surpassed the region's pre-season harvest forecast of 59.7 million fish.

2021 Harvest v. Projection

(Thousand Fish)

	Harvest	Projection	% Realized
Sockeye	53,362	46,577	115%
Pink	122,406	124,210	99%
Keta	8,266	15,272	54%
Coho	1,288	3,807	34%
Chinook	172	269	64%
Total	185,494	190,135	98%

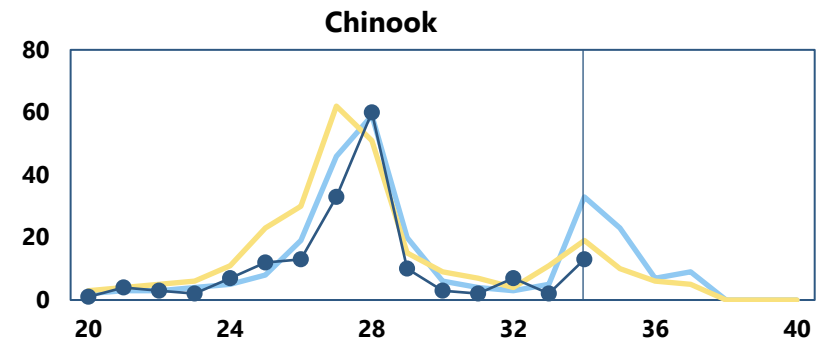
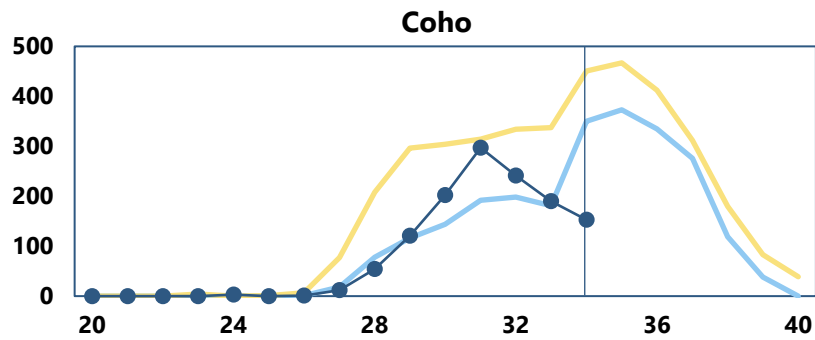
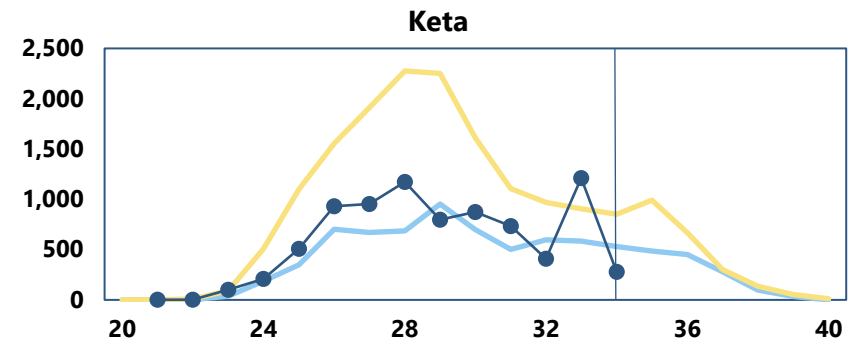
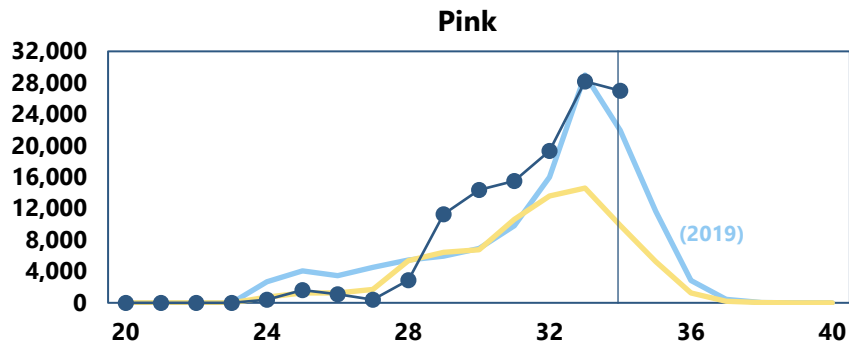
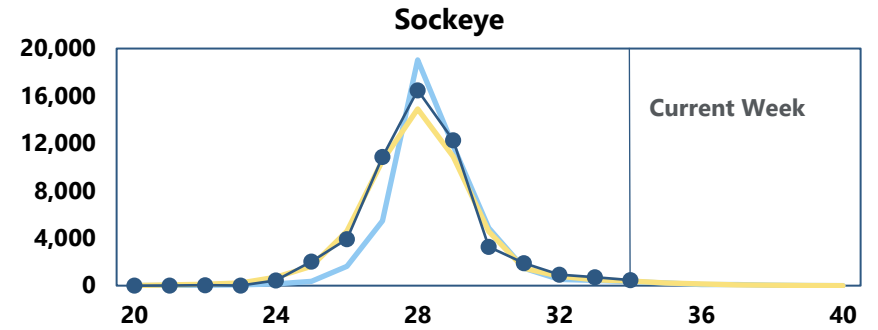
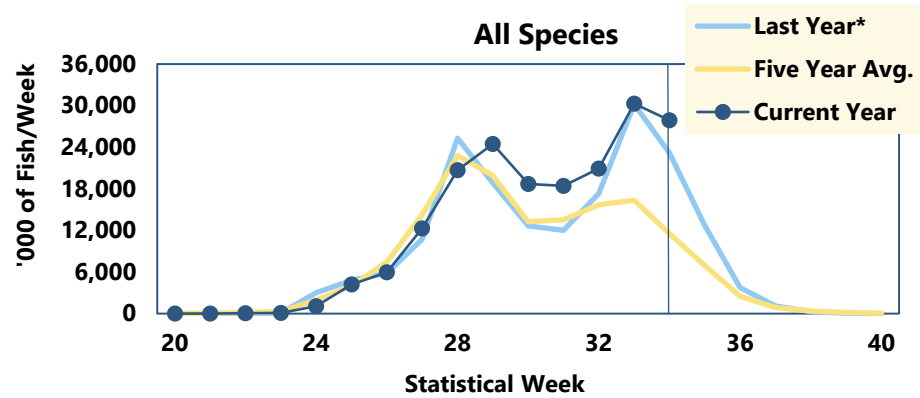


Formerly McDowell Group

Where to buy Alaska seafood (click for link): [ASMI Suppliers Directory](#)

Salmon Harvest by Statistical Week, 2021

(Thousands of Fish per Week)



*Last year uses 2019 pink salmon instead of 2020 (most recent odd-year).

Source: Alaska Department of Fish & Game.

Statistical Week	19-22	23-27	28-31	32-35	36-40
Approximate Mth.	May	June	July	August	Sept.