

2021 Weekly Alaska Salmon Harvest Update #10

Harvest Through Statistical Week 33 (8/14/2021)

(Thousand Fish)

	Sockeye			Pink			Keta			Coho			Chinook		
	YTD 2020	YTD 2021	YoY	YTD 2019	YTD 2021	YoY	YTD 2020	YTD 2021	YoY	YTD 2020	YTD 2021	YoY	YTD 2020*	YTD 2021*	YoY
AYK	141	0	-100%	91	261	187%	167	59	-65%	13	3	-77%	7	0	-100%
Kodiak	1,102	2,545	131%	19,379	10,534	-46%	351	344	-2%	156	69	-56%	8	7	-13%
Chignik	0	-		1,113	-		0	-		0	-		0	-	
Alaska Peninsula	2,630	6,478	146%	17,016	7,630	-55%	948	1,676	77%	116	179	54%	23	9	-61%
Bristol Bay	39,786	40,338	1%	8	1	-88%	294	231	-21%	70	23	-67%	11	4	-64%
Cook Inlet	912	1,484	63%	1,340	954	-29%	43	84	95%	104	133	28%	3	1	-67%
Prince William Sound	943	1,282	36%	30,887	43,504	41%	1,419	2,562	81%	13	26	100%	6	7	17%
Southeast	346	640	85%	18,035	25,235	40%	2,737	2,512	-8%	455	600	32%	127	126	-1%
Statewide	45,860	52,767	15%	87,869	88,119	0%	5,959	7,468	25%	927	1,033	11%	185	154	-17%

Note: 2021 Chignik harvest volumes are confidential due to limited participation. Data is subject to revision. Regional totals may not sum to statewide total. *Chinook figures exclude harvest before week 20.

Source: Alaska Department of Fish & Game.

Last week was second in salmon harvest volume only to the peak of the sockeye season on the week of July 4. The cumulative statewide salmon harvest is now 7% above the same period in 2020 (2019 for pinks).

Pink salmon harvests YTD are up 40-41% in Southeast Alaska and PWS compared to 2019 - a welcome boon for seiners (and bears) in those regions.

For the first time this year, last week's keta salmon harvests exceeded the five-year average (see chart on page 2). The cumulative keta catch is up 25% from last year, but still only half (-48%) the five-year average. The keta salmon harvest was especially strong in the Alaska Peninsula area last week, where the harvest is now up 77% from last year.

Harvest totals for the Chignik area are not disclosable due to limited participation. The late sockeye salmon run in the Chignik area is exceeding expectations but few boats have remained in the area, according to the Alaska Department of Fish and Game Inseason Alaska Commercial Salmon Summary published Friday.

2021 Harvest v. Projection

(Thousand Fish)

	Harvest	Projection	% Realized
Sockeye	52,767	46,577	113%
Pink	88,119	124,210	71%
Keta	7,468	15,272	49%
Coho	1,033	3,807	27%
Chinook	154	269	57%
Total	149,541	190,135	79%

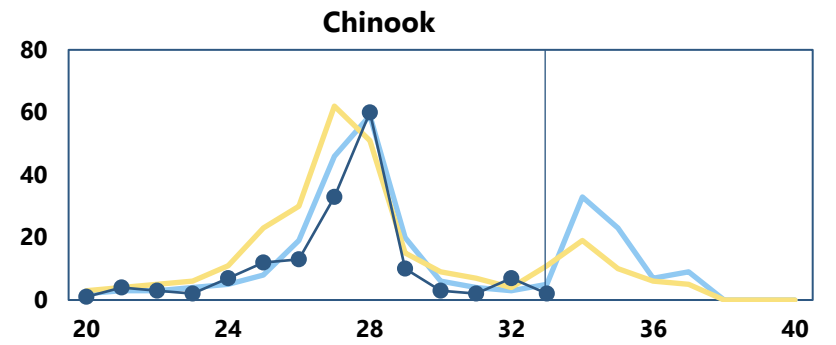
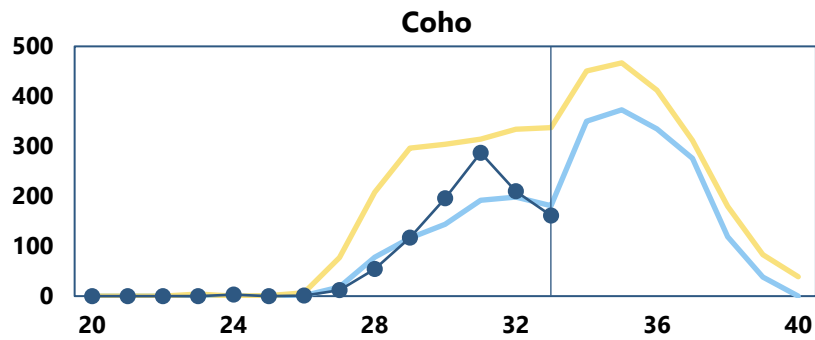
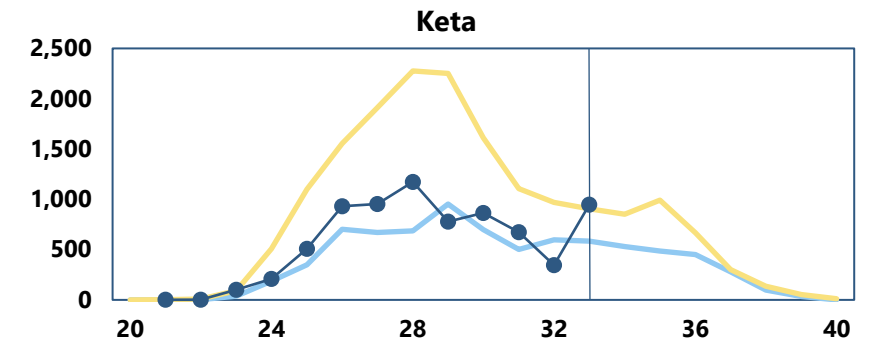
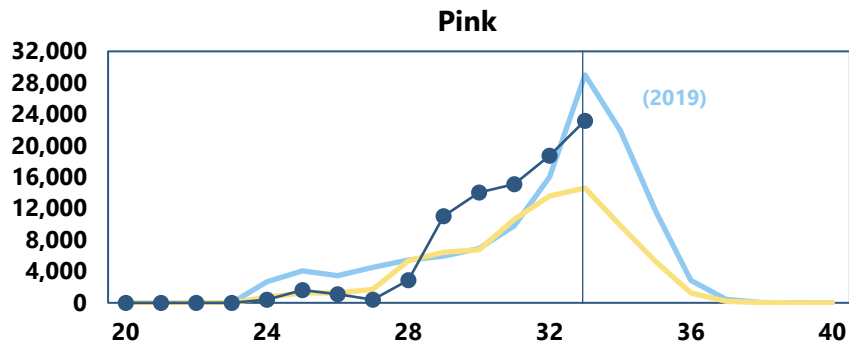
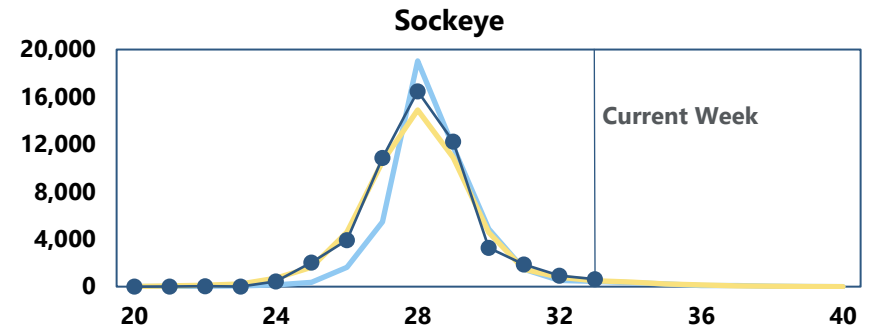
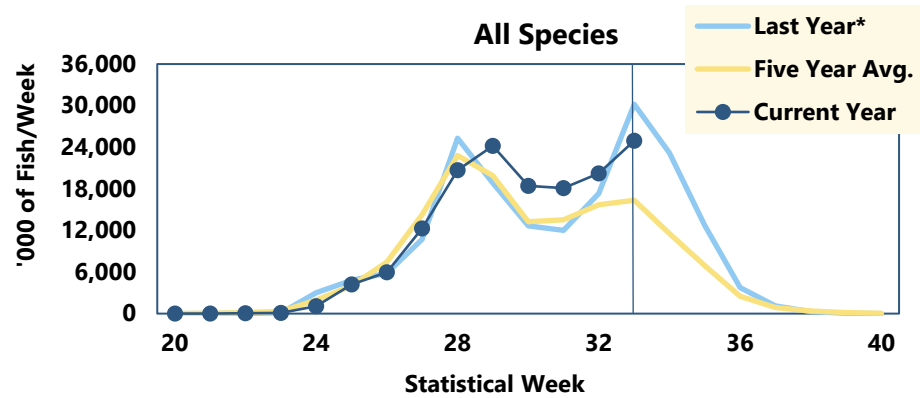


Formerly McDowell Group

Where to buy Alaska seafood (click for link): [ASMI Suppliers Directory](#)

Salmon Harvest by Statistical Week, 2021

(Thousands of Fish per Week)



*Last year uses 2019 pink salmon instead of 2020 (most recent odd-year).

Source: Alaska Department of Fish & Game.

Statistical Week	19-22	23-27	28-31	32-35	36-40
Approximate Mth.	May	June	July	August	September